

**University of North Dakota**  
**2002 Sophomore Satisfaction Survey**

**Jean Chen**  
**Carmen Williams**

**Office of Institutional Research**

**July 9, 2002**

# UND 2002 SOPHOMORE SATISFACTION SURVEY

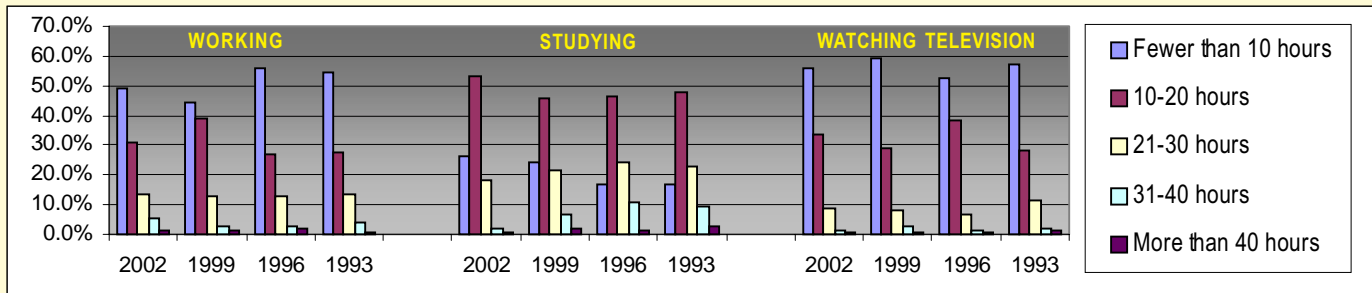
## UND has contributed very much to your personal growth in

	2002	1999	1996	1993
Learning on your own	59.7%	60.6%	57.2%	59.9%
Working independently	49.8%	50.7%	53.7%	45.7%
Organizing your time effectively	45.3%	45.4%	48.4%	47.7%
Writing effectively	34.6%	44.7%	37.9%	27.6%
Using the library	31.4%	39.8%	41.8%	35.5%
Planning and carrying out projects	30.6%	31.3%	30.6%	22.4%
Working cooperatively in a group	30.5%	33.8%	34.1%	35.5%
Persisting at difficult tasks	30.2%	36.3%	33.7%	27.0%
Defining and solving problems	29.8%	37.3%	33.0%	37.1%
Understanding written information	27.2%	33.8%	30.6%	32.2%
Conducting research	27.2%	27.1%	24.8%	17.1%
Making assumptions, conclusions	26.3%	34.9%	29.4%	25.0%
Approaching problems creatively	25.9%	33.8%	36.4%	22.4%
Caring for your own physical/mental health	25.3%	27.1%	28.2%	28.3%
Understanding how choices are made	25.1%	28.9%	22.3%	22.4%
Leading/guiding others	23.5%	32.7%	31.0%	25.0%
Recognizing rights, responsibilities	21.4%	21.1%	23.9%	32.5%
Speaking effectively	21.0%	38.7%	32.0%	28.3%
Contributing to the well-being of others	21.0%	27.5%	28.2%	28.9%
Understanding/applying scientific principles	19.8%	28.9%	28.1%	25.7%
Understanding and appreciating the arts	17.3%	23.2%	26.1%	28.9%
Acquiring a global perspective	14.0%	17.6%	20.9%	45.7%
Understanding math in daily activities	11.5%	14.8%	19.0%	26.3%
Understanding diverse cultures	10.7%	20.1%	21.9%	28.9%

## You have been very satisfied or satisfied with UND at

	2002	1999	1996	1993
Challenge of courses in your major	82.8%	85.3%	87.7%	78.8%
Level of interaction with other UND students	82.5%	87.9%	86.0%	84.1%
Quality of program in major	81.1%	82.8%	77.7%	72.9%
Overall academic experience	79.1%	86.6%	78.9%	75.5%
Overall social experience	78.6%	82.0%	81.4%	73.5%
Variety of courses in your major	78.0%	76.4%	74.1%	66.2%
Helpfulness of faculty in your major	75.3%	74.6%	67.6%	64.9%
Classroom equipment and facilities	71.7%	75.5%	62.2%	68.0%
Selection of courses for general requirement	71.5%	71.6%	70.3%	64.7%
Personal security and safety on campus	67.8%	76.8%	64.6%	58.3%
Campus newspaper	65.7%	70.6%	52.8%	45.0%
Opportunities for campus activities	65.0%	76.8%	70.6%	54.3%
Racial harmony	59.9%	66.7%	48.4%	42.4%
Academic advising in your major	57.3%	57.7%	58.3%	50.3%
Attitude of nonteaching staff toward students	55.1%	65.8%	56.7%	44.0%
Career advising in your major	51.2%	48.4%	44.0%	40.7%
Student government	45.1%	50.5%	39.6%	23.8%
Level of interaction with faculty outside of class	44.9%	48.8%	37.6%	33.1%
Student activity fees are used	31.9%	44.7%	30.8%	22.5%

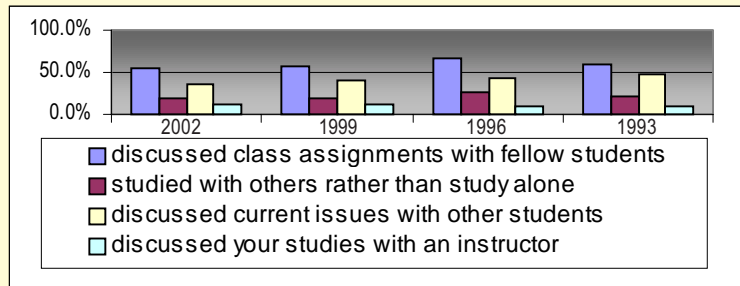
## Number of hours per week spent on working, studying, and watching television



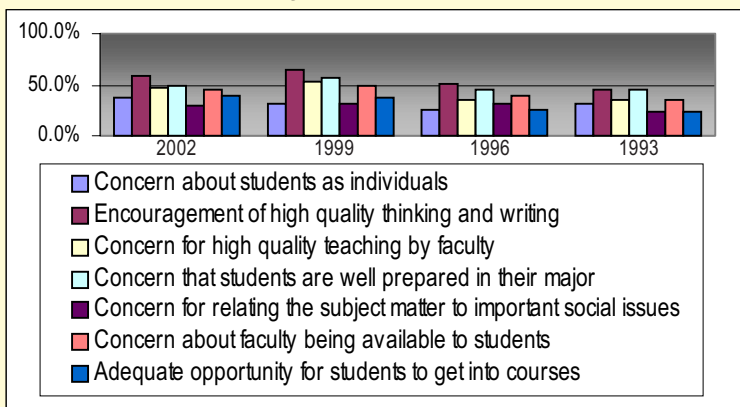
## Indicate your college-related goals

	2002	1999	1996	1993
A degree	97.2%	98.6%	98.7%	99.3%
Academic knowledge	91.5%	90.9%	93.8%	91.4%
Knowledge for job/career	79.3%	76.7%	80.1%	71.7%
Meet people	76.8%	85.7%	86.0%	81.6%
Career plans/goals	72.4%	74.2%	80.1%	78.9%
Independent, self-reliant, adaptable	71.1%	78.0%	77.9%	82.2%
A new career	70.7%	63.4%	69.7%	64.5%
Leadership skills	67.5%	71.4%	74.6%	69.1%
Enrich my life	65.4%	69.0%	72.6%	68.4%
Career interests	61.4%	66.2%	64.8%	61.2%
Self-confidence	55.3%	67.9%	68.1%	66.4%
A raise/promotion	52.4%	45.6%	50.2%	50.7%
Get along with others	49.2%	55.1%	60.6%	57.9%
Aware of diverse cultures	41.1%	49.5%	51.5%	40.8%
Student life/campus activities	37.8%	52.3%	51.5%	45.4%
Cultural/social events	31.7%	41.5%	46.6%	40.1%

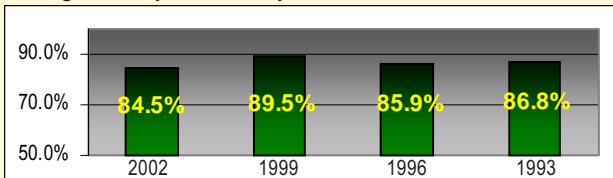
## You have done very often or frequently with



## Your instructors place great importance or much importance on



## In general, you are very satisfied or satisfied with UND



## EXECUTIVE SUMMARY

- Five hundred sophomore students (260 male and 240 female) received the 2002 Sophomore Satisfaction Survey by mail in the spring of 2002. An overall 50% net response rate was attained. Of the 246 respondents, 42.7% were men and 57.3% were women.
- The majority of the respondents were white (96.7%), 20 years or younger of age (80.8%), unmarried (96.7%), and live in the residence halls/apartments (51.2%). Forty-eight percent of the sophomore respondents were from North Dakota, 33.3% from Minnesota, and 18.7% from other states/countries.
- Over ninety percent of the sophomores surveyed indicate their college-related goals as “To obtain a degree” (97.2%), “To increase my knowledge and understanding in an academic field” (91.5%). Ninety-three percent of the respondents intended to graduate from UND.
- Nearly 80% of the respondents worked 20 hours or less per week, 13.5% worked between 21 and 30 hours and 6.5% worked more than 31 hours weekly. Nearly 80% of the respondents studied 20 or less hours per week while 18.2% studied 21 to 30 hours and 2.5% studied 31 or more hours. The majority (89.3%) of the respondents spent fewer than 20 hours per week watching television.
- Nearly 55% of the respondents discussed class assignments frequently or very often with fellow students while only 12.8% of the respondents did so with their instructors.
- More than 98% of the respondents indicated that lecturing was the major teaching method they received in UND. Nearly twenty percent of the respondents received computer-assisted learning frequently or very often. Eighteen percent of the respondents never used the library research.
- Near or over 50% indicated that their instructors place much or great importance on “Encouragement of high quality thinking” (59.5%) and “Concern that students are well prepared in their major” (49.6%).
- “Learning on own”, “Working Independently”, “Making informed choices”, and “Organizing time effectively” are the top four items reported being impacted on students’ personal growth.
- Admissions, Registrar’s Office, Memorial Student Union, Library, and Bookstore were the five most used offices on campus.
- Overall, 84.5% of the sophomores surveyed indicated that they were satisfied or very satisfied with their experience at UND.