



University of North Dakota  
**2007 Sophomore  
Satisfaction Survey**

**Sue Erickson  
Carmen Williams  
Yevhen Holubnyak  
Office of Institutional Research  
University of North Dakota**

**August 16, 2007**

# UND 2007 Sophomore Satisfaction Survey

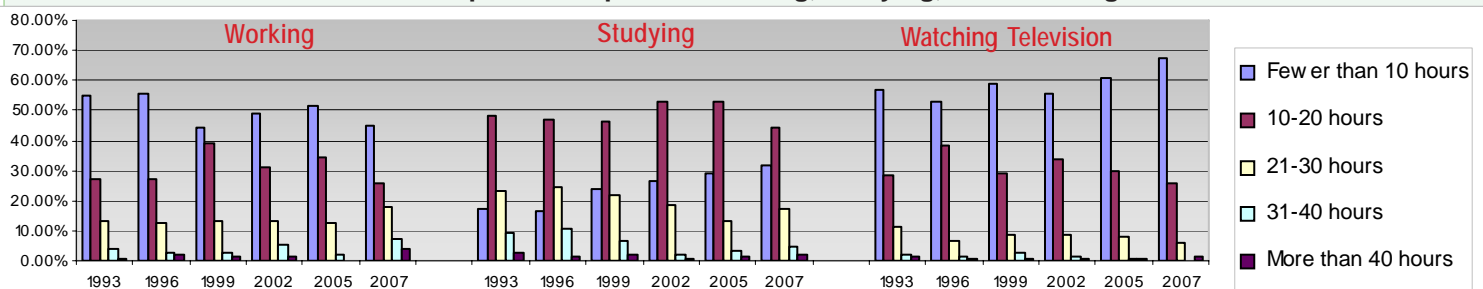
## UND has contributed very much to your personal growth in

	1996	1999	2002	2005	2007
Learning on your own	57%	61%	60%	61%	54%
Working independently	54%	51%	50%	51%	53%
Making informed choices	43%	48%	46%	47%	47%
Organizing your time effectively	48%	45%	45%	51%	47%
Approaching problems creatively	36%	34%	26%	36%	41%
Understanding written information	31%	34%	27%	36%	41%
Defining and solving problems	33%	37%	30%	42%	39%
Following directions	31%	37%	33%	39%	38%
Writing effectively	38%	45%	35%	39%	37%
Speaking effectively	32%	39%	21%	29%	35%
Working cooperatively in a group	34%	34%	31%	36%	35%
Planning and carrying out projects	31%	31%	31%	42%	35%
Persisting at difficult tasks	34%	36%	30%	39%	34%
Making assumptions, inferences, conclusions	29%	35%	26%	38%	31%
Caring for your own physical/mental health	28%	27%	25%	35%	30%
Conducting research	25%	27%	27%	35%	30%
Using the library	42%	40%	31%	39%	30%
Understanding, applying scientific principles	28%	29%	20%	37%	30%
Understanding how choices are made	22%	29%	25%	35%	29%
Leading/guiding others	31%	33%	24%	33%	28%
Recognizing rights, responsibilities, privileges	24%	21%	21%	33%	25%
Acquiring a global perspective	21%	18%	14%	30%	24%
Understanding and appreciating the arts	26%	23%	17%	29%	24%
Understanding diverse cultures	22%	20%	11%	22%	23%
Contributing to the well-being of others	28%	28%	21%	32%	22%
Understanding, applying math in daily activities	19%	15%	12%	24%	19%

## You have been very satisfied or satisfied with UND at

	1996	1999	2002	2005	2007
Quality of program in major	78%	83%	81%	81%	82%
Overall academic experience	79%	87%	79%	78%	82%
Challenge of courses in your major	88%	85%	83%	83%	81%
Level of interaction w / UND students	86%	88%	83%	79%	81%
Helpfulness of faculty in your major	68%	75%	75%	75%	78%
Classroom equipment & facilities	62%	76%	72%	75%	77%
Overall social experience	81%	82%	79%	74%	77%
Security/safety on campus	65%	77%	68%	70%	73%
Involvement in campus activities	71%	77%	65%	70%	71%
Variety of courses in your major	74%	76%	78%	76%	71%
Out-of-class availability of instructors	62%	70%	63%	62%	70%
Course selection for gen requirements	70%	72%	72%	68%	68%
Campus newspaper	53%	71%	66%	75%	68%
Attitude of nonteaching staff	57%	66%	55%	64%	67%
Racial harmony	48%	67%	60%	64%	65%
Academic advising in your major	58%	58%	57%	62%	61%
Career advising in your major	44%	48%	51%	56%	60%
Student government	40%	51%	45%	52%	51%
Interaction w / faculty outside of class	38%	49%	45%	42%	51%
Housing regulations	32%	48%	37%	45%	40%
Student activity fees are used	31%	45%	32%	36%	31%

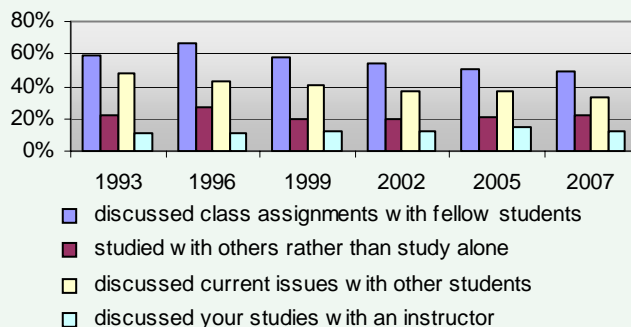
## Number of hours per week spent on working, studying, and watching television



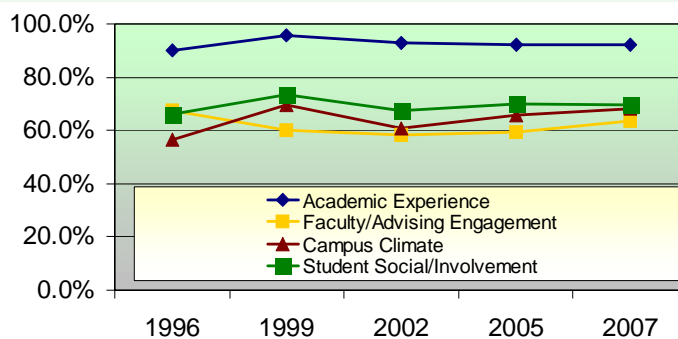
## Indicate your college-related goals

	1996	1999	2002	2005	2007
To increase knowledge in an academic field	94%	91%	92%	98%	100%
To obtain a degree	99%	99%	97%	100%	99%
To improve knowledge for job/career	80%	77%	79%	94%	96%
To formulate long-term career plans/goals	80%	74%	72%	96%	94%
To meet people	86%	86%	77%	90%	91%
To prepare for a new career	70%	63%	71%	90%	90%
To be independent, self-reliant and adaptable	78%	78%	71%	95%	89%
To enrich my life	73%	69%	65%	89%	86%
To improve my leadership skills	75%	71%	68%	83%	86%
To discover career interests	65%	66%	61%	88%	83%
To increase chances for a raise/promotion	50%	46%	52%	81%	83%
To increase my self-confidence	68%	68%	55%	82%	82%
To improve my ability to get along with others	61%	55%	49%	76%	76%
To become more aware of diverse cultures	52%	50%	41%	72%	69%
To involve in student life/campus activities	52%	52%	38%	66%	67%
To participate in cultural/social events	47%	42%	32%	64%	66%

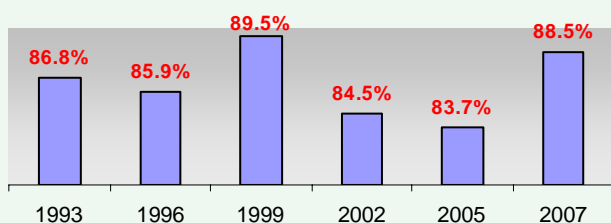
## You have done very often or frequently



## Level of Satisfaction Very Satisfied or Satisfied (items grouped into the four categories)



## In general, you are very satisfied or satisfied with UND



## EXECUTIVE SUMMARY

- Six hundred eighty-five sophomore students received an invitation electronically to participate in the 2007 Sophomore Satisfaction Survey during the Spring 2007 semester. An overall 32% net response rate was attained. Of the 219 respondents, 40.6% were men and 59.4% were women.
- The majority of the respondents were white (93.8%), 20 years or younger in age (85.2%), unmarried (97.1%), and live off-campus (56.3%). Forty-four percent (43.5%) of the sophomore respondents were from North Dakota, 38.2% from Minnesota, and 18.3% from other states/countries.
- Nearly one hundred percent (99.5%) of the sophomores surveyed indicate their top college-related goal as being “To increase knowledge and understanding in an academic field”. It is followed by “To obtain a degree” (98.6%). Ninety-four percent of the respondents intended to graduate from UND.
- Forty-five percent of the respondents worked 10 hours or less per week, 26.1% worked between 11 and 20 hours, 17.9% worked between 21 and 30 hours and 10.9% worked more than 31 hours weekly. Thirty-two percent of the respondents studied 10 or less hours per week while 44.3% studied 11-20 hours, 17.3% studied 21 to 30 hours and 6.5% studied 31 or more hours weekly. The majority (92.9%) of the respondents spent fewer than 20 hours per week watching television.
- Almost half (49.2%) of the respondents discussed class assignments frequently or very often with fellow students while only 12% of the respondents did so with their instructors.
- Ninety-seven percent of the respondents indicated that lecturing was a frequent teaching method they received at UND. Nearly thirty-seven percent of the respondents received computer-assisted learning frequently or very often. Sixteen percent of the respondents never used the library for research.
- Sophomores indicated that their instructors place much or great importance on “Encouragement of high quality thinking and writing” (65.8%), “Concern that students are well prepared in their major” (58.9%), and “Concern about faculty being available to students” (55.5%).
- “Learning on own”, “Working Independently”, “Making informed choices”, “Organizing your time effectively”, and “Approaching problems creatively” are the top five areas of students’ personal growth reported as being impacted by experiences at UND.
- Memorial Union, Bookstore, Business Office, Registrar’s Office and Library were the five most used offices on campus. Memorial Union, Library, Recreational and Intramural Programs, Campus Shuttle Bus and Admissions were the five offices rated with highest satisfaction.
- Overall, 88.5% of the sophomores surveyed indicated that they were satisfied or very satisfied with their experience at UND. This is an increase over the 83.7% reporting satisfaction in 2005.