

2008 Graduating Student Survey

University of North Dakota
Institutional Report

Sue Erickson
Carmen Williams

Office of Institutional Research

July 31, 2008



2008 Graduating Student Survey

Executive Summary

On March 20, 2008, a cover letter from the Office of Institutional Research with the information about the University of North Dakota Graduating Student Survey (GSS) hosting website, the GSS instrument, and a specific password was electronically mailed to 800 sampled students' reported email box who had indicated plans to graduate in May 2008. Three follow-up email reminders were sent subsequently. At the end of the data collection period (April 29, 2008), 223 students had returned completed questionnaires. The net response rate is 27.9%.

1. Demographic Information

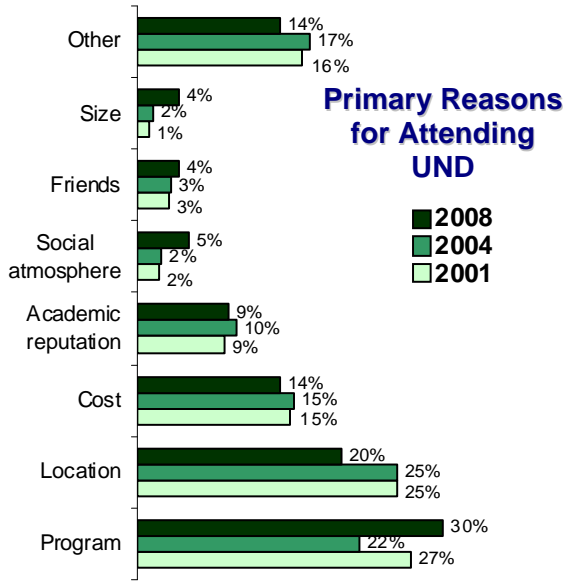
- Females comprised 58% of the respondents.
- Nearly all respondents (99%) report receiving a Bachelor's degree.
- 67% were in the 22 to 23 year-old range and 87% were not married.
- 93% were white.
- 45% graduated from high schools in North Dakota.

2. Surveys Findings

- Nine out of 11 primary reasons for attending UND are ranked as: type of program available (30%), location (20%), other (14%), cost (14%), academic reputation (9%), social atmosphere (5%), size (4%), to be with friends (4%), and advice of high school personnel (<1%).
- The top 5 of the 15 college related goals are ranked as:
 1. To obtain a degree
 2. To increase my knowledge and understanding in an academic field
 3. To prepare for a new career
 4. To formulate long-term career plans and/or goals
 5. To meet people
- Regarding the completion of any courses using an experiential learning method, 23% had taken an internship, 6% a clinical experience, 14% co-op education, 8% student teaching, and 5% indicated other forms of experiential experiences, while 54% did not report any experiential learning experience.
- The top 5 of the 21 items regarding the experience at UND ranked by the level of satisfaction are:
 1. Level of interaction with other UND students
 2. Overall social experience
 3. Overall academic experience
 4. Challenge of courses in major
 5. Helpfulness of faculty in major
- The top 5 of the 7 items regarding the level of importance within the academic department are:
 1. Concern about having faculty members available to students
 2. Adequate opportunity for students to get into courses
 3. Concern about students as individual
 4. Encouragement of high quality thinking and writing
 5. Concern for relating the subject matter to import social issues
- The top 5 of the 26 items that UND education has contributed to student's personal growth are identified:
 1. Learning on your own
 2. Making informed choices
 3. Working independently
 4. Organizing your time effectively
 5. Understanding written information
- The top 5 of the 25 offices in the UND campus evaluated by the level of satisfaction are: Wellness Center, Student Memorial Union, ITSS, Recreational/Intramural Programs, and Admissions.
- 69% indicated their job is closely related to their major.
- 78% think there are job opportunities in North Dakota in their major area of study.
- 50% would be willing to accept employment in North Dakota.
- 75% would attend UND again if they had the opportunity to choose over again.
- 70% would choose to graduate with the same major.
- 84% are satisfied with their experiences at UND.

2008 Graduating Student Survey

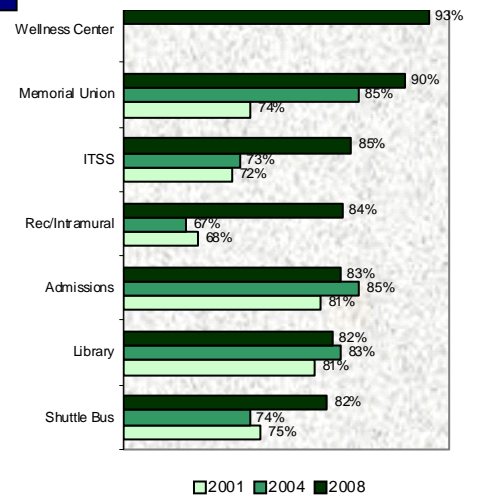
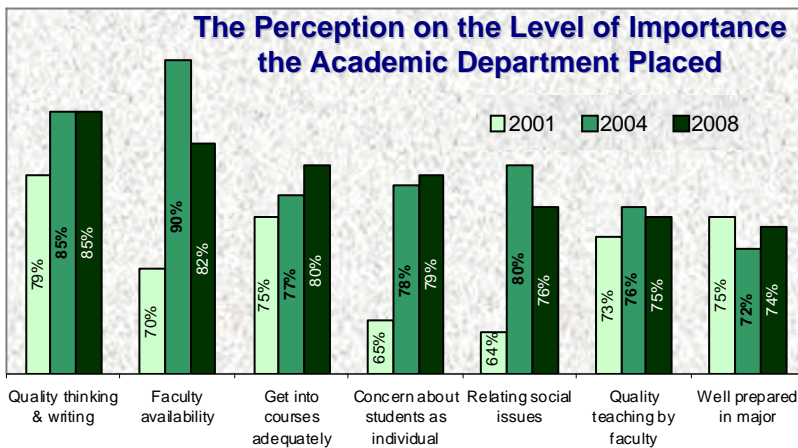
223 respondents out of 800 students surveyed; Response rate of 28%.



Level of Satisfaction on 21 Items	2001	2004	2008
Level of interaction with other UND students	83.9%	88.6%	88.1%
Overall social experience	79.7%	84.0%	88.0%
Overall academic experience	85.1%	88.0%	85.9%
Challenge of courses in major	83.8%	84.8%	83.6%
Helpfulness of faculty in major	80.8%	83.9%	82.4%
Quality of the program in major	83.5%	84.8%	81.0%
Selection of courses for general requirements	79.4%	74.4%	80.3%
Opportunities for involvement in campus activities	66.6%	71.2%	79.2%
Personal security/safety on campus	75.0%	63.9%	79.1%
Out-of-class availability of instructors	79.0%	81.3%	78.9%
Attitude of non-teaching staff toward students	72.9%	71.3%	75.5%
Racial harmony	55.0%	65.9%	74.3%
Classroom equipment/facilities	66.3%	70.4%	71.7%
Variety of the courses in major	70.4%	72.0%	71.4%
Level of interaction with faculty outside of class	64.9%	67.8%	69.7%
Academic advising in your major	60.9%	62.1%	67.1%
Career advising in your major	53.0%	41.7%	57.9%
Campus newspaper	52.0%	62.2%	51.4%
Housing regulations	45.8%	47.4%	48.9%
Student government	36.0%	38.6%	40.1%
Purposes for which student fees are used	35.0%	20.8%	33.3%

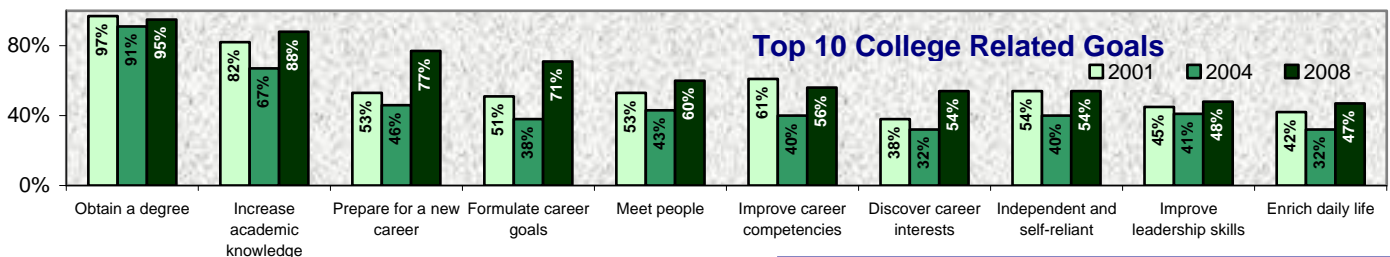
58% female and 42% male; 83% are 23 or younger; 87% are not married; 93% are White
99% are receiving a Bachelor's degree and 1% are receiving a graduate/ professional degree

Seven Most Satisfied Services



Three major financing sources for studying at UND:
Student loan (63%), parents (48%), scholarships (35%)

Overall social experience satisfaction 88% (2008) 84% (2004) 79% (2001)
Overall academic experience satisfaction 86% (2008) 89% (2004) 85% (2001)
Overall satisfaction on UND experience 85% (2008) 87% (2004) 85% (2001)



Top Seven Personal Growth Areas

1. Learning on your own (70%)
2. Making informed choices (68%)
3. Working independently (68%)
4. Organizing your time effectively (65%)
5. Understanding written information (60%)
6. Working cooperatively in a group (60%)
7. Defining and solving problems (60%)

Other Findings...

- 44% plan to pursue an additional degree
- 75% would attend UND again
- 70% would choose to graduate with the same major
- 78% think job opportunities exist in North Dakota
- 50% would accept a position in North Dakota