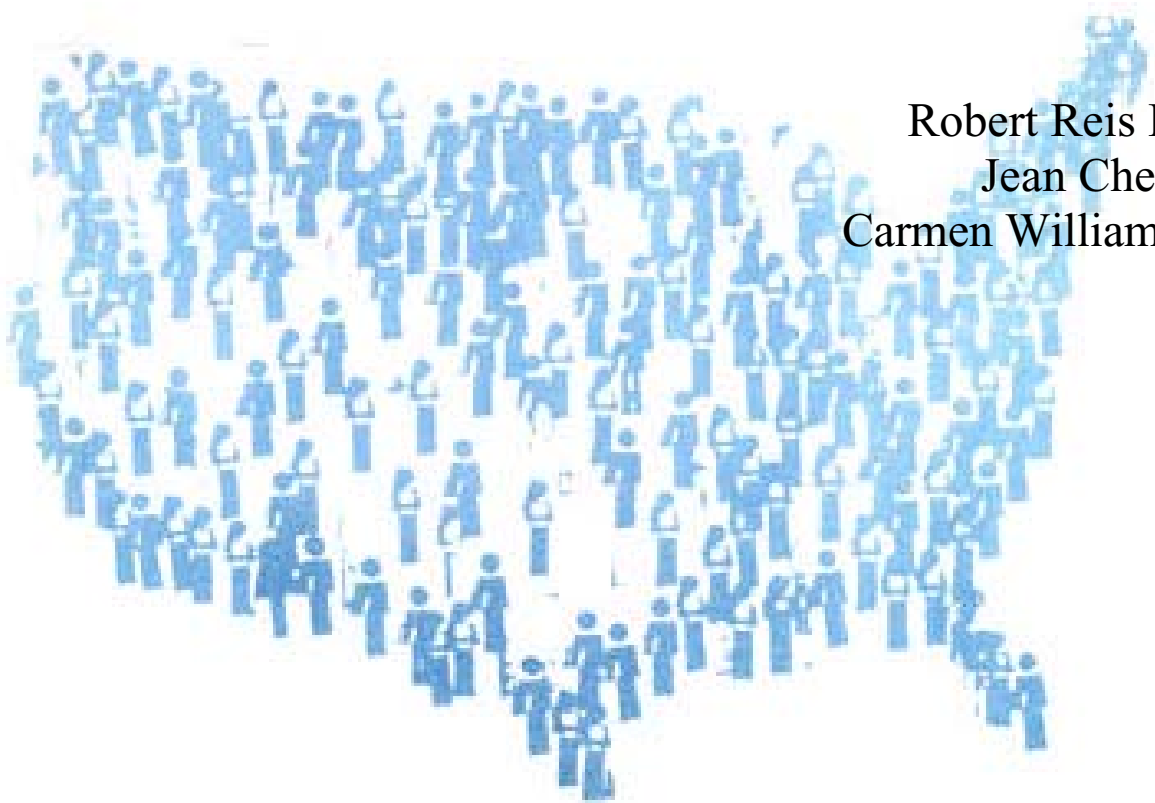


The University of North Dakota Freshman:  
UND Freshmen vs. National  
Fall 2002



Robert Reis II  
Jean Chen  
Carmen Williams

April 23, 2003

## EXECUTIVE SUMMARY

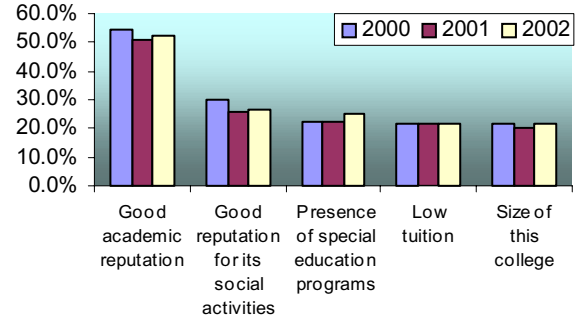
- The number of new freshmen enrolled at the University of North Dakota in the Fall Semester of 2002 totaled 1,987. While participating in “Getting Started” during the summer of 2002, 1,471 students (74.0%) completed the 40-item Cooperative Institutional Research Program (CIRP) New Freshmen survey along with the additional 13-item supplemental questions.
- Of the 1,471 respondents, 732 male students (49.8%) and 739 female students (50.2%) were represented. The majority of the respondents to the 2002 CIRP New Freshman Survey were eighteen years old (56.8%), white (97.1%), graduated from high school in 2002 (98.2%), speak English as their native language (98.8%), and a U.S. citizen or permanent resident (99.5%)
- More than half (50.8%) of UND new freshmen reported A+, A, or A- as their average grade in high school. A majority of UND new freshmen reported taking no AP Classes (59.0% UND, 34.1% National) or AP Exams (74.9% UND, 47.7% National).
- The majority (88.3%) of UND new freshmen plan to live in a college dormitory. A large percentage of UND new freshmen report having some concern about their ability to finance their college education (61.3%).
- Compared to their national counterparts (10.0%), 3.3% of UND new freshmen plan to study within the fields of *Arts and Humanities*. UND new freshmen chose the following areas less often than their national counterparts: *Biological Sciences* (4.0% UND, 8.7% National), *Business* (11.0% UND, 15.9% National), *Engineering* (13.3% UND, 15.1% National), *Social Science* (8.1% UND, 9.5% National), *Technical* (1.1% UND, 1.3% National). UND new freshmen chose the following fields more often or at the same rate as their national colleagues: *Education* (5.8% UND, 5.6% National), *Physical Science* (2.9% UND, 2.9% National), *Professional* (23.7% UND, 13.7% National), *Other fields* (14.0% UND, 7.7% National), and *Undecided* (13.1% UND, 7.9% National).
- The top three objectives considered to be essential or very important for UND new freshmen were *being very well off financially* (75.1% UND, 75.6% National), *raising a family* (71.2% UND, 73.6% National), and *helping others who are in difficulty* (55.3% UND, 61.3% National).
- The top five reasons noted as very important in the 2002 UND new freshmen deciding to go to college were *to be able to get a better job* (80.7% UND, 72.7% National), *to get training for a specific career* (80.4% UND, 71.5% National), *to be able to make more money* (75.1% UND, 73.1% National), *to learn more about things that interest me* (69.5% UND, 77.5% National), and *to gain a general education and appreciation of ideas* (56.5% UND, 65.0% National).
- The top three reasons *influencing student’s decision to attend this particular college* were *this college has a very good academic reputation* (52.5% UND, 56.4% National), *this college has a good reputation for its social activities* (26.7% UND, 32.8% National), and *this college offers special educational programs* (25.3% UND, 18.9% National).
- Thirty-six percent of the UND new freshmen would want employment in North Dakota after graduation, 18% would not, and 46% reported being unsure.

**REASONS FOR ATTENDING COLLEGE AND SELECTING UND**

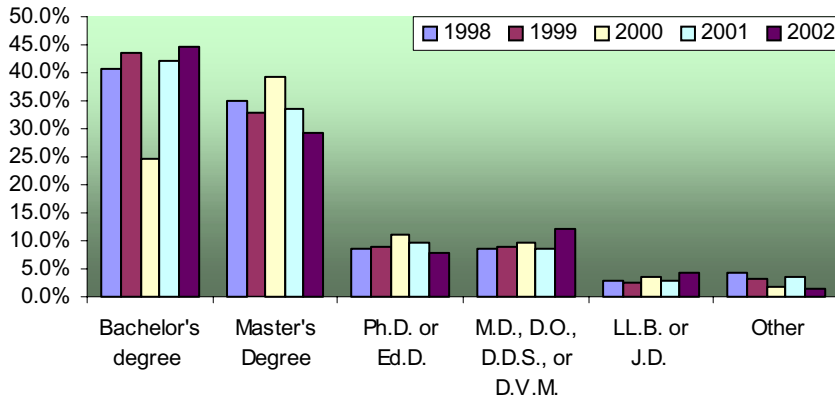
Percent Indicating as Very Important

	2000		2001		2002	
	Male	Female	Male	Female	Male	Female
<b>Reasons for Attending College</b>						
To get training for a specific career	78.9%	81.5%	75.9%	81.4%	76.8%	84.0%
To be able to get a better job	81.4%	80.7%	72.6%	73.4%	80.3%	81.2%
To be able to make more money	81.0%	76.3%	74.6%	65.1%	76.7%	73.5%
To learn more about things that interest me	72.5%	75.1%	65.9%	71.1%	64.8%	74.2%
<b>Reasons for Selecting UND</b>						
Good academic reputation	51.9%	56.9%	48.7%	53.5%	47.7%	57.2%
Good reputation for its social activities	25.7%	34.1%	20.9%	25.5%	23.1%	30.2%
Presence of special education programs	23.1%	21.1%	20.6%	23.8%	22.5%	27.9%
Low tuition	20.4%	22.7%	17.5%	25.5%	18.3%	24.8%
Size of this college	20.2%	23.4%	16.2%	25.1%	16.4%	26.1%
Offered financial assistance	15.0%	18.2%	12.1%	23.5%	13.6%	24.8%


Top 5 Reasons for Attending UND (All Beginning Freshmen)



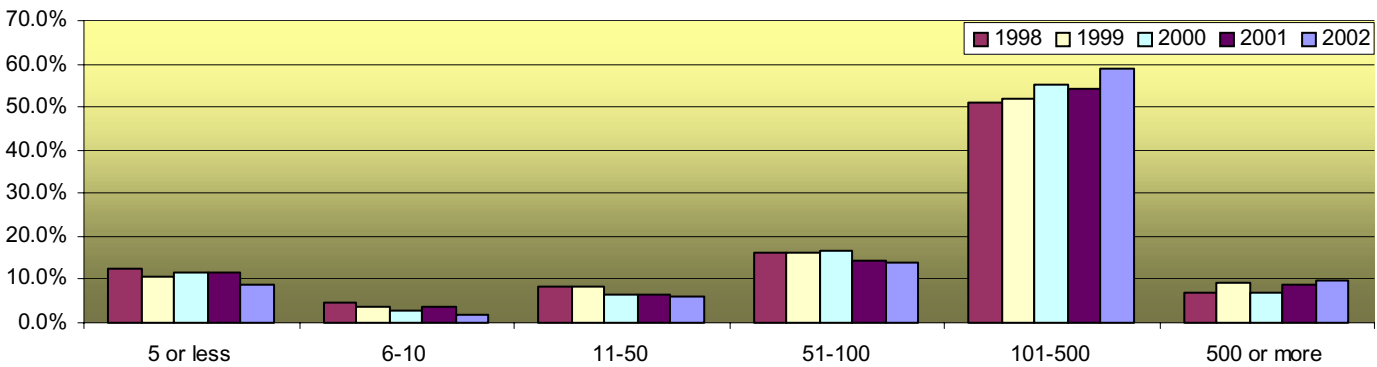
**ASPIRATIONS TOWARDS ADVANCED DEGREES**



**ATTITUDES ON RACIAL ISSUES**



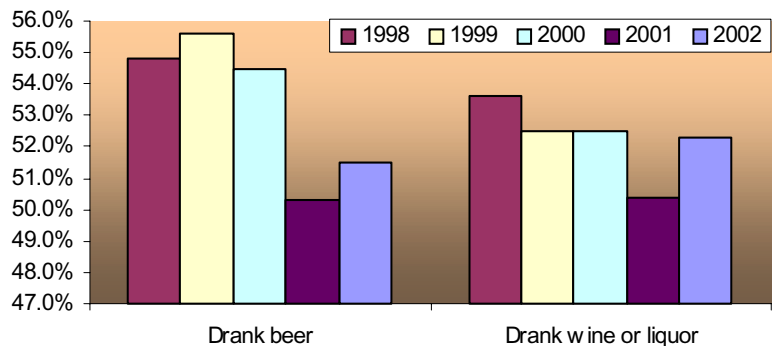
**DISTANCE FROM CAMPUS (Miles)**



**CONCERN ABOUT ABILITY TO FINANCE COLLEGE**

	1998	1999	2000	2001	2002
None	28.3%	22.7%	25.2%	28.2%	29.4%
Some concern	60.7%	63.7%	63.2%	60.6%	61.3%
Major concern	11.0%	13.7%	11.6%	11.2%	9.3%

**ALCOHOL RELATED ACTIVITIES**



**MENTAL HEALTH RELATED RESULTS**

	2000		2001		2002	
	UND	Pub Univ	UND	Pub Univ	UND	Pub Univ
<b>Feel Overwhelmed by all I have to do</b>						
Male	11.3%	17.0%	12.2%	16.1%	10.1%	16.1%
Female	24.8%	35.9%	22.6%	36.1%	23.3%	36.0%
<b>Felt Depressed</b>						
Male	3.3%	5.3%	2.1%	5.3%	1.4%	5.3%
Female	4.4%	8.6%	2.6%	8.7%	3.7%	8.4%

\*Percent reporting frequently only