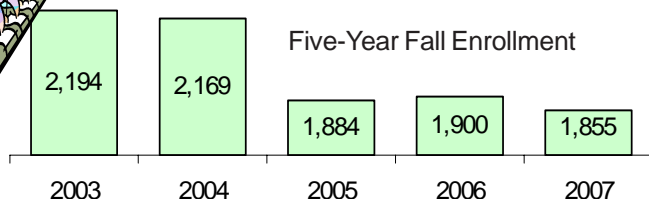


University of North Dakota

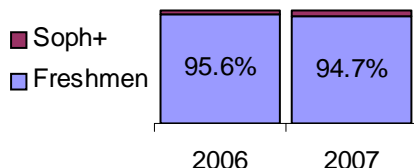
Student Profile of First-year (FYR) Freshmen* for Fall 2007

Enrollment	Men	Women	Total	M (%)	W (%)
Part-Time	12	8	20	60.0%	40.0%
Full-Time	953	882	1,835	51.9%	48.1%
Total	965	890	1,855	52.0%	48.0%



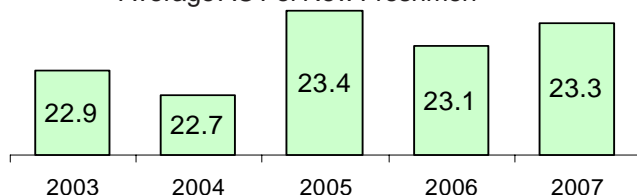
Classification	Men	Women	Total	Percent
Freshmen	916	840	1,756	94.7%
Sophomores	45	44	89	4.8%
Juniors	4	6	10	0.5%
Seniors	0	0	0	0.0%
Total	965	890	1,855	100.0%

Classification of entering FYR FR



Race/Ethnicity	Total	Percent
American Indian/Alaskan Native	35	1.9%
Black/Non-Hispanic American	16	0.9%
Asian or Pacific Islander American	21	1.1%
Hispanic American	20	1.1%
White/Non-Hispanic American	1,679	90.5%
Non-Resident Alien	26	1.4%
Not Reported	58	3.1%
Total	1,855	100.0%

Average ACT of New Freshmen



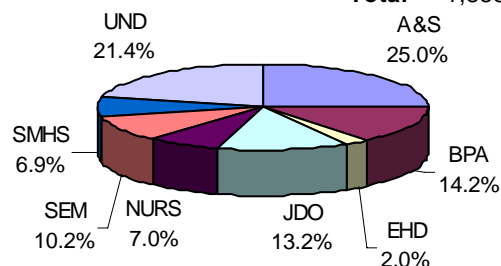
Total Student Credit Hours Produced by New Freshmen	Total	Percent
Full-Time	27,289	99.5%
Part-Time	147	0.5%
Total SCH	27,436	100.0%

Age	Total	Percent
Under 18	26	1.4%
18-19	1788	96.4%
20-21	19	1.0%
22-24	5	0.3%
25-29	8	0.4%
30-34	3	0.2%
35-39	3	0.2%
40-49	2	0.1%
50 & over	1	0.1%
Total	1,855	100.0%
Average Age		18.31

* Beginning in 2006, FYR students who began in the summer are included in the totals

Average High School GPA	3.36
# of New Freshman with 1 or more credits coming into UND	819 (44.2%)
Average # of credits enrolled in first semester	14.79
Number of FYR National Merit Scholars	9
Number of FYR Presidential Scholars	153

Enrollment by College	Total	Percent
Aerospace Sciences, JDO	244	13.2%
Arts & Sciences	464	25.0%
Business & Public Administration	264	14.2%
Education & Human Development	38	2.0%
Engineering & Mines	190	10.2%
Medicine & Health Sciences (UG)	128	6.9%
Nursing	130	7.0%
Undecided	397	21.4%
Total	1,855	100.0%



Highest Enrolled Program Areas	Total	Percent
Undecided	369	19.9%
Nurs / OT / PT / MedTc	272	14.7%
Aviation	253	13.6%
Business	225	12.1%
Engineering	190	10.2%
Biol/Bot	118	6.4%
Psychology	71	3.8%
CJS	69	3.7%
History / Poli Sci / Soc / Soc Sci	55	3.0%
Geol / Chem	46	2.5%
Education	43	2.3%
Other	41	2.2%
Journalism	31	1.7%
CompInfoSci	30	1.6%
TA / FA / VA	28	1.5%
English / Comm	14	0.8%
Total	1,855	100.0%

Residency**	Total	Percent
North Dakota (incl. Military)	772	41.6%
Minnesota	769	41.5%
Contiguous St/Prv	73	3.9%
WUE / WICHE	101	5.4%
Non-Resident	73	3.9%
MHEC States	63	3.4%
ND Grad / Alum Dep	4	0.2%
Total	1,855	100.0%

** References "Residency Code" field on Student Data System

WUE / WICHE States: Alaska, Colorado, Hawaii, Idaho, New Mexico, Utah, Wyoming, Oregon, Nevada, Arizona, California, Washington

MHEC States: Kansas, Michigan, Missouri, Nebraska

Source: Third-Week Data

Prepared by: Institutional Research

Report ID: IR_STR_FR_PROFILE

File: s:\profiles\new student profiles\new freshmen 2007

Date: 9/25/2007