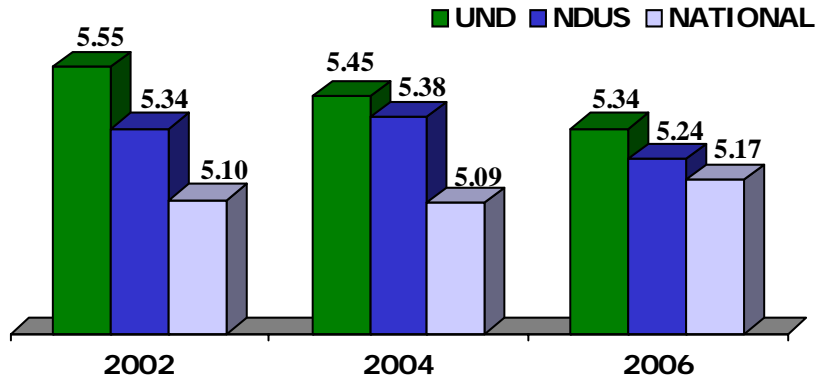


*The Student Satisfaction Inventory (SSI), constructed by Noel-Levitz, is a nationally normed, standardized instrument which was administered to all UND students in the 2006 spring semester. This is the third time this survey has been administered at UND. The instrument has 12 composite scales.*

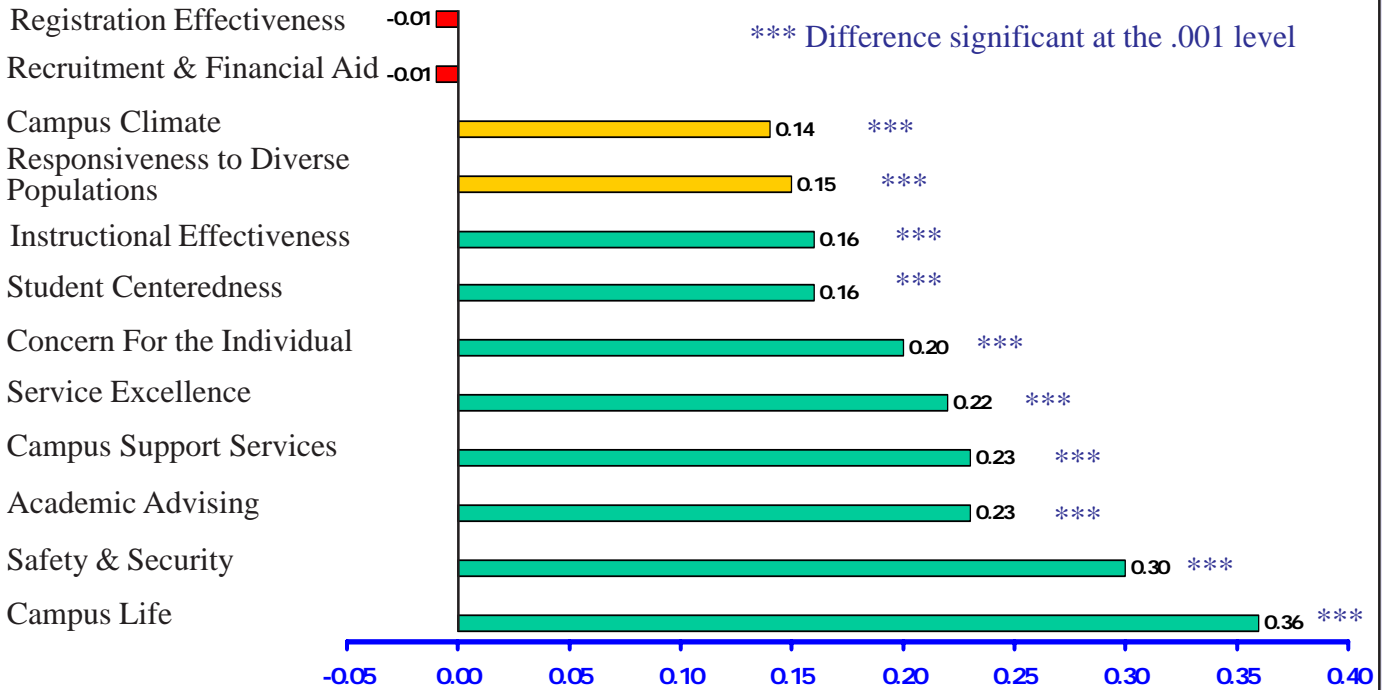
**How do we compare overall?**

Overall Student Satisfaction UND vs. NDUS (4-yr) vs. National (4-yr)



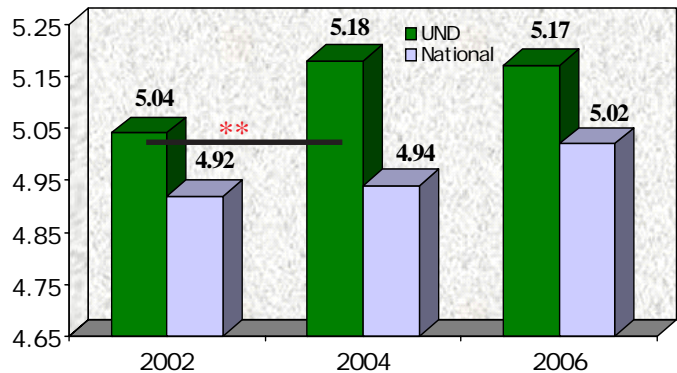
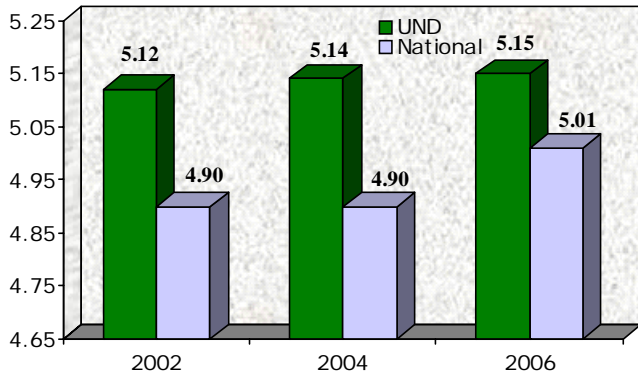
**How do we compare on the 12 scales?**

2006 Difference in Satisfaction, UND vs. National



**Campus Climate Scale 2002, 2004, 2006**

No significant change over time

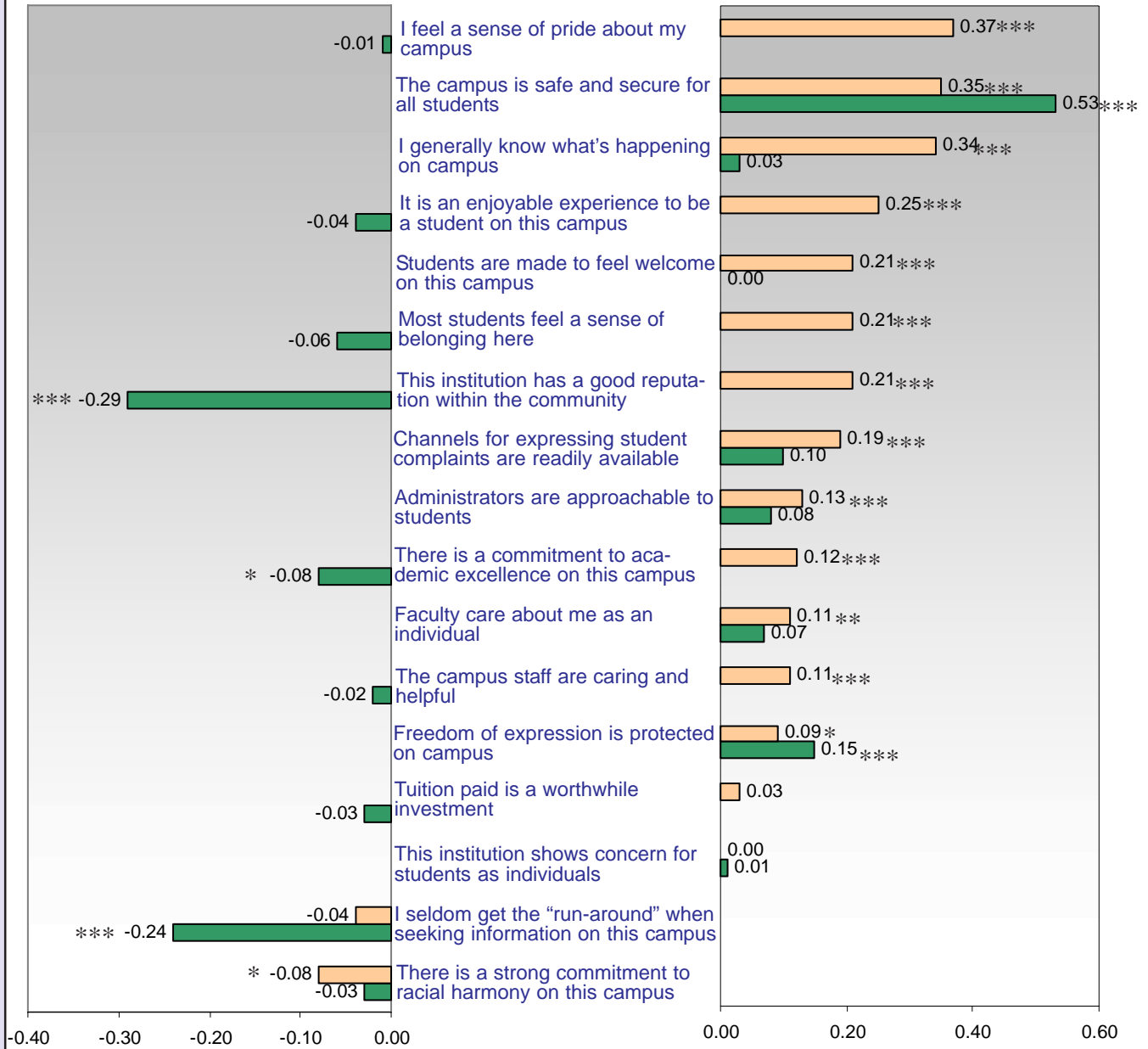


**Responsiveness to Diverse Populations Scale 2002, 2004, 2006**

\*\* significant improvement at the .01 level

The *Campus Climate* scale evaluates how the institution promotes a sense of campus pride and feelings of belonging. This scale also assesses the effectiveness of UND's channels of communication for students. The seventeen items that make up this scale are graphed below.

This graph shows the differences of **2006 UND vs. 2006 Nat'l** and **UND 2006 vs. UND 2004**



\* Significant difference at the .05 level  
 \*\* Significant difference at the .01 level  
 \*\*\* Significant difference at the .001 level

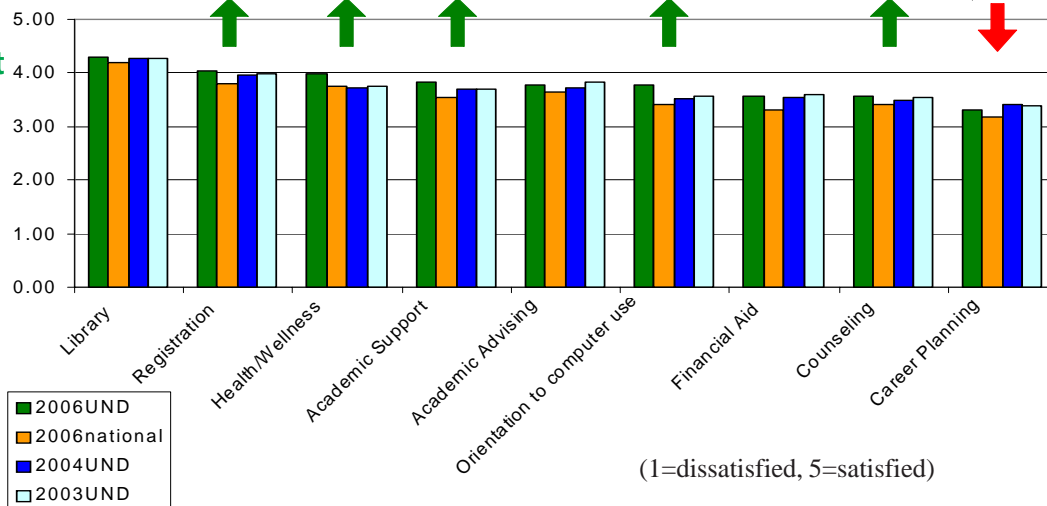
*The Alumni Outcomes Survey, constructed by ACT, is a nationally normed, standardized instrument which was administered to UND students who graduated between December 2002 and August 2003. This is the third time this survey has been administered to recent UND graduates.*

*This survey assesses alumni's perceptions of UND's impact on their personal and professional growth and development, general background, employment history, educational outcomes (identifying level of importance and impact of school experiences) and educational experiences.*

Satisfaction with 5 relevant statements about UND	Mean UND 2006	Mean National 2006	Mean UND 2004	Mean UND 2003
College response to older/nontraditional students	3.83	3.90	3.95	4.00
Concern for me as an individual	3.81	3.59	3.72	3.88
Campus response to needs of physically challenge individuals	3.75	3.77	3.60	3.86
Multicultural content of courses	3.62	3.60	3.49	3.58
Campus acceptance of individuals regardless of their sexual orientation	3.61	3.73	3.54	3.64

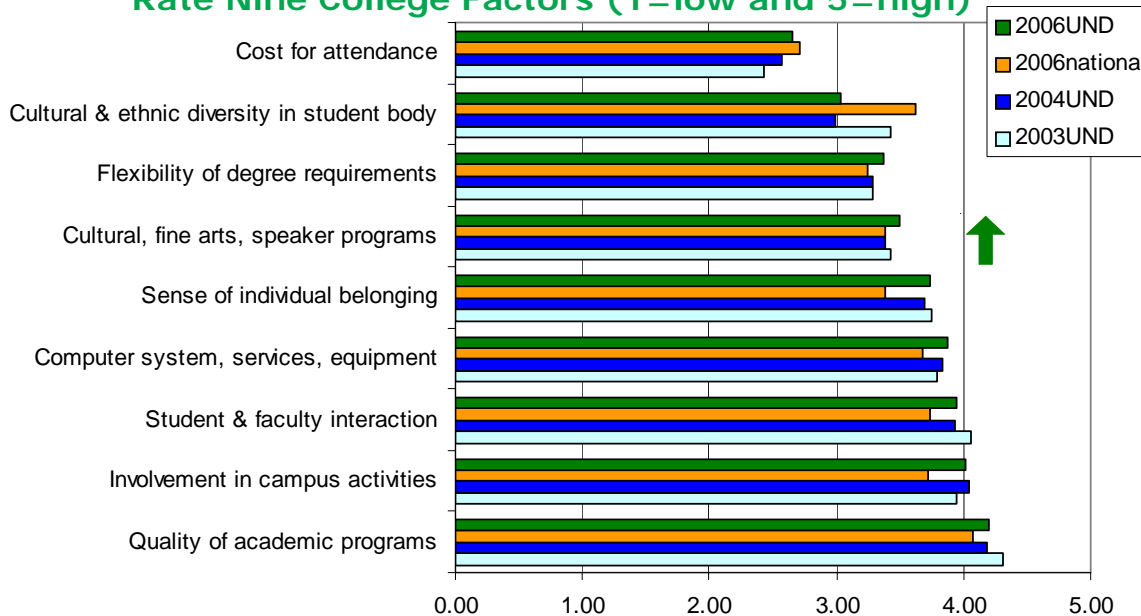
(1=dissatisfied, 5=satisfied)

**Satisfaction with student services/ programs while attending this school.**

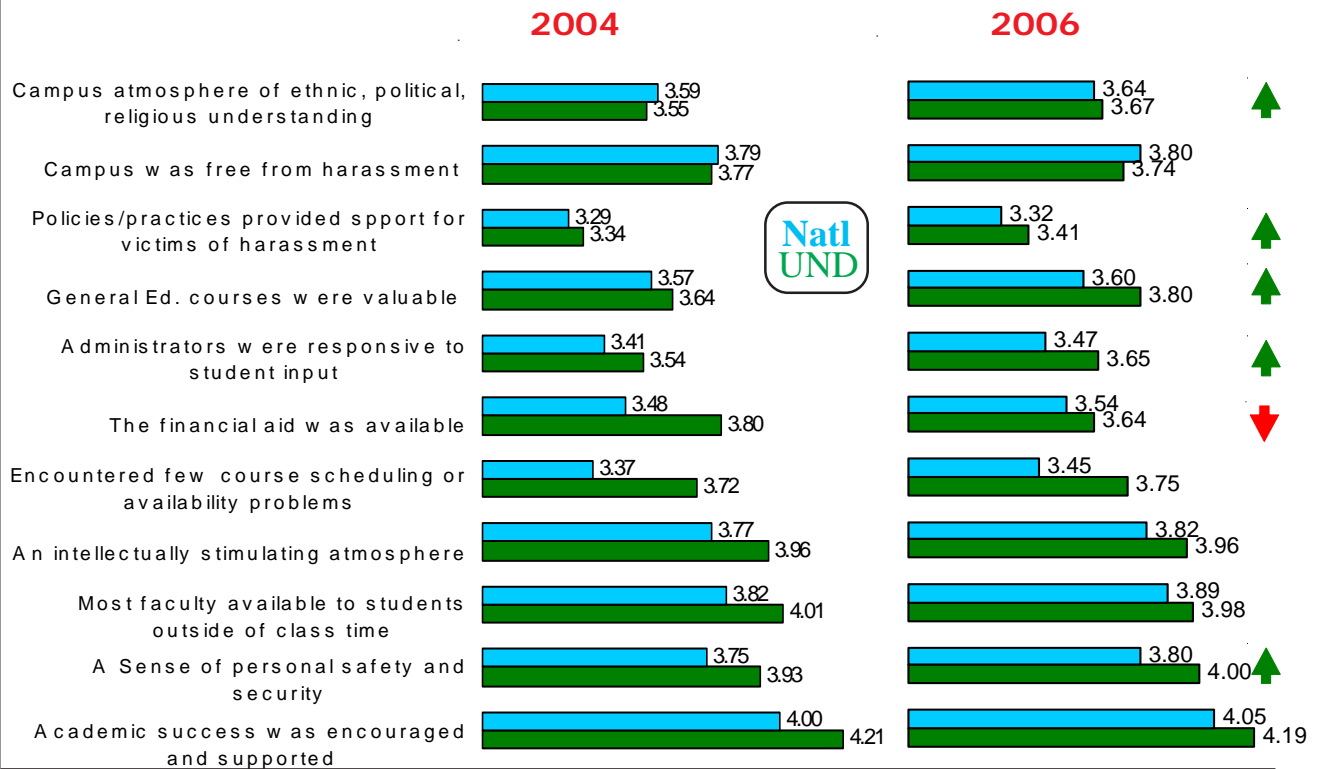


(1=dissatisfied, 5=satisfied)

**Rate Nine College Factors (1=low and 5=high)**



## Agreement with 11 statements about UND



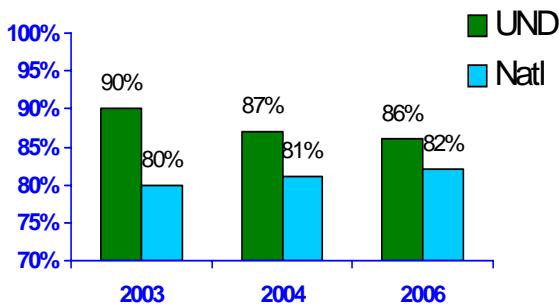
## The abilities or skills one might expect to develop while pursuing a postsecondary education at UND

Getting along with people from various cultures, races, backgrounds			
Importance		Impact	
Major Importance (4)	62.8%	Major Impact (4)	28.4%
Moderate Importance (3)	30.7%	Moderate Impact (3)	38.6%
Minor Importance (2)	5.6%	Minor Impact (2)	22.8%
No Importance (1)	0.9%	No Impact (1)	10.2%
Mean (UND vs. national)	3.55 (3.58)	Mean (UND vs. national)	2.85 (3.05)
Mean (2004UND, 2003UND)	3.56 (3.58)	Mean (2004UND, 2003UND)	2.92 (2.97)

Understanding and appreciating cultural and ethnic differences between people			
Importance		Impact	
Major Importance (4)	47.7%	Major Impact (4)	13.2%
Moderate Importance (3)	40.3%	Moderate Impact (3)	35.3%
Minor Importance (2)	9.7%	Minor Impact (2)	36.8%
No Importance (1)	2.3%	No Impact (1)	14.7%
Mean (UND vs. national)	3.33 (3.34)	Mean (UND vs. national)	2.81 (2.91)
Mean (2004UND, 2003UND)	3.30 (3.36)	Mean (2004UND, 2003UND)	2.79 (2.86)

### If you could begin again, would you attend this school?

% responding "Yes"



### Overall, how would you rate this school?

% responding "Excellent" or "Good"

