


University of North Dakota  
Student Credit Hours (SCH) by Department & Course Level  
Summer, Fall, Spring

prepared by: Institutional Research  
report id: IR\_ARJ\_REG413\_crswk5yrs

**College: Arts & Sciences**

		Year																			
		2004-2005				2005-2006				2006-2007				2007-2008				2008-2009			
		Term			Total	Term			Total	Term			Total	Term			Total	Term			Total
		Smr	Fall	Sprg		Smr	Fall	Sprg		Smr	Fall	Sprg		Smr	Fall	Sprg		Smr	Fall	Sprg	
		SCH		SCH	SCH	SCH	SCH	SCH	SCH	SCH	SCH	SCH	SCH	SCH	SCH	SCH	SCH	SCH	SCH	SCH	SCH
Dept	Crs Lvl																				
A&S	Lower Division	101	1272	1453	2826	176	1470	733	2379	118	308	177	603	19	223	200	442	9	80	30	119
	Upper Division	15	3	173	191	17	11	101	129	12	27	146	185	12	38	176	226	19	29	116	164
	Graduate							24	24	9		9	18			15	15				
	Total	116	1275	1626	3017	193	1481	858	2532	139	335	332	806	31	261	391	683	28	109	146	283
ANTH	Crs Lvl																				
	Lower Division	66	1401	819	2286	102	1068	972	2142	72	1323	1008	2403	69	1047	1002	2118	51	1242	1143	2436
	Upper Division	90	620	451	1161	89	791	338	1218	75	459	308	842	83	458	364	905	46	508	388	942
	Total	156	2021	1270	3447	191	1859	1310	3360	147	1782	1316	3245	152	1505	1366	3023	97	1750	1531	3378
ART	Crs Lvl																				
	Lower Division	159	2030	1925	4114	132	2010	1851	3993	120	1977	1761	3858	141	1857	1440	3438	129	1872	1542	3543
	Upper Division	94	620	597	1311	77	495	492	1064	63	563	531	1157	126	642	563	1331	106	585	638	1329
	Graduate	41	99	86	226	35	83	90	208	15	78	127	220	22	106	109	237	29	98	117	244
	Total	294	2749	2608	5651	244	2588	2433	5265	198	2618	2419	5235	289	2605	2112	5006	264	2555	2297	5116


(Continued)

\* Totals slightly differ from 3rd week (Fall 2005 SCH are 3 more, Spring 2006 SCH are 41 more, Smr 2006 are 10 more, Fall 2006 are 67 more, Spring 2007 are 12 less Smr 2007 are 6 more more, Fall 2007 are 9 less, Spring 2008 are 15 less Smr 2008 are 40 more Fall 2008 are 12 more, Spring 2009 are 9 less)

University of North Dakota  
Student Credit Hours (SCH) by Department & Course Level  
Summer, Fall, Spring

prepared by: Institutional Research  
report id: IR\_ARJ\_REG413\_crswk5yrs

**College: Arts & Sciences**

		Year																			
		2004-2005				2005-2006				2006-2007				2007-2008				2008-2009			
		Term			Total	Term			Total	Term			Total	Term			Total	Term			Total
		Smr	Fall	Sprg		Smr	Fall	Sprg		Smr	Fall	Sprg		Smr	Fall	Sprg		Smr	Fall	Sprg	
				SCH	SCH	SCH	SCH	SCH	SCH	SCH	SCH	SCH	SCH	SCH	SCH	SCH	SCH	SCH	SCH	SCH	SCH
Dept	Crs Lvl																				
BIOL	Crs Lvl																				
	Lower Division		3933	2472	6405	283	3906	2321	6510	219	3416	2255	5890	162	3374	2194	5730	188	3554	2143	5885
	Upper Division	27	2099	1582	3708	86	2040	1853	3979	77	2123	1897	4097	75	2074	1854	4003	133	1881	1817	3831
	Graduate	67	101	157	325	75	107	139	321	60	107	145	312	77	95	79	251	52	99	109	260
	Total	94	6133	4211	10438	444	6053	4313	10810	356	5646	4297	10299	314	5543	4127	9984	373	5534	4069	9976
C J	Crs Lvl																				
	Lower Division	99	1017	426	1542	111	1020	444	1575	51	852	345	1248	45	798	294	1137	60	966	345	1371
	Upper Division	51	756	818	1625	78	812	854	1744	71	716	887	1674	110	785	819	1714	128	666	717	1511
	Graduate		18	32	50		33	24	57	1	24	36	61		48	66	114		39	38	77
	Total	150	1791	1276	3217	189	1865	1322	3376	123	1592	1268	2983	155	1631	1179	2965	188	1671	1100	2959
CHEM	Crs Lvl																				
	Lower Division	198	4232	3887	8317	312	3983	3526	7821	167	4229	3308	7704	218	3828	3074	7120	188	4220	3440	7848
	Upper Division	207	1551	792	2550	230	1403	730	2363	185	1423	882	2490	240	1387	854	2481	143	1290	712	2145
	Graduate	140	178	213	531	139	258	252	649	175	280	294	749	184	227	259	670	107	191	213	511
	Total	545	5961	4892	11398	681	5644	4508	10833	527	5932	4484	10943	642	5442	4187	10271	438	5701	4365	10504


(Continued)

\* Totals slightly differ from 3rd week (Fall 2005 SCH are 3 more, Spring 2006 SCH are 41 more, Smr 2006 are 10 more, Fall 2006 are 67 more, Spring 2007 are 12 less Smr 2007 are 6 more more, Fall 2007 are 9 less, Spring 2008 are 15 less Smr 2008 are 40 more Fall 2008 are 12 more, Spring 2009 are 9 less)

University of North Dakota  
Student Credit Hours (SCH) by Department & Course Level  
Summer, Fall, Spring

prepared by: Institutional Research  
report id: IR\_ARJ\_REG413\_crswk5yrs

**College: Arts & Sciences**

		Year																				
		2004-2005				2005-2006				2006-2007				2007-2008				2008-2009				
		Term			Total	Term			Total	Term			Total	Term			Total	Term			Total	
		Smr	Fall	Sprg		Smr	Fall	Sprg		Smr	Fall	Sprg		Smr	Fall	Sprg		Smr	Fall	Sprg		
				SCH	SCH	SCH	SCH	SCH	SCH	SCH	SCH	SCH	SCH	SCH	SCH	SCH	SCH	SCH	SCH	SCH	SCH	SCH
Dept	Crs Lvl																					
CHIN	Crs Lvl																					
	Lower Division		80	60	140		116	80	196		144	60	204		128	76	204		148	92	240	
	Upper Division						18		18		27		27		66	5	71		7	56	38	101
	Total		80	60	140		134	80	214		171	60	231		194	81	275		7	204	130	341
CLAS	Crs Lvl																					
	Lower Division		164	209	373		124	242	366		196	285	481		208	269	477		136	226	362	
	Upper Division		12	12	24		18	27	45			4	4			12	12		18	18	36	
	Total		176	221	397		142	269	411		196	289	485		208	281	489		154	244	398	
COMM	Crs Lvl																					
	Lower Division	570	4008	3852	8430	447	3924	3792	8163	402	3711	3495	7608	582	3903	3768	8253	435	4080	3594	8109	
	Upper Division	179	1509	1318	3006	133	1112	1520	2765	142	1478	1274	2894	134	1163	1074	2371	38	1072	1062	2172	
	Graduate	27	181	178	386	64	188	212	464	111	199	207	517	102	155	194	451	80	128	156	364	
	Total	776	5698	5348	11822	644	5224	5524	11392	655	5388	4976	11019	818	5221	5036	11075	553	5280	4812	10645	


(Continued)

\* Totals slightly differ from 3rd week (Fall 2005 SCH are 3 more, Spring 2006 SCH are 41 more, Smr 2006 are 10 more, Fall 2006 are 67 more, Spring 2007 are 12 less Smr 2007 are 6 more more, Fall 2007 are 9 less, Spring 2008 are 15 less Smr 2008 are 40 more Fall 2008 are 12 more, Spring 2009 are 9 less)

University of North Dakota  
Student Credit Hours (SCH) by Department & Course Level  
Summer, Fall, Spring

prepared by: Institutional Research  
report id: IR\_ARJ\_REG413\_crswk5yrs

**College: Arts & Sciences**

		Year																			
		2004-2005				2005-2006				2006-2007				2007-2008				2008-2009			
		Term			Total	Term			Total	Term			Total	Term			Total	Term			Total
		Smr	Fall	Sprg		Smr	Fall	Sprg		Smr	Fall	Sprg		Smr	Fall	Sprg		Smr	Fall	Sprg	
				SCH	SCH	SCH	SCH	SCH	SCH	SCH	SCH	SCH	SCH	SCH	SCH	SCH	SCH	SCH	SCH	SCH	SCH
Dept	Crs Lvl																				
CSD	Crs Lvl																				
	Lower Division	72	573	218	863	106	717	316	1139	90	661	258	1009	76	670	278	1024	66	676	306	1048
	Upper Division	38	357	633	1028	18	484	673	1175	33	667	736	1436	31	630	653	1314	18	502	713	1233
	Graduate	166	500	514	1180	218	524	522	1264	213	544	479	1236	159	474	442	1075	159	464	520	1143
	Total	276	1430	1365	3071	342	1725	1511	3578	336	1872	1473	3681	266	1774	1373	3413	243	1642	1539	3424
ENGL	Crs Lvl																				
	Lower Division	390	8139	7104	15633	452	7056	6763	14271	405	7012	6346	13763	447	6916	6164	13527	372	6783	5985	13140
	Upper Division	291	1447	1672	3410	267	1195	1264	2726	175	993	1372	2540	123	1009	898	2030	138	840	954	1932
	Graduate	94	285	262	641	79	311	256	646	110	305	268	683	89	295	206	590	64	283	238	585
	Total	775	9871	9038	19684	798	8562	8283	17643	690	8310	7986	16986	659	8220	7268	16147	574	7906	7177	15657
F A	Crs Lvl																				
	Lower Division	84	603	615	1302	93	630	477	1200	36	558	309	903	54	453	393	900	96	561	612	1269
	Total	84	603	615	1302	93	630	477	1200	36	558	309	903	54	453	393	900	96	561	612	1269


(Continued)

\* Totals slightly differ from 3rd week (Fall 2005 SCH are 3 more, Spring 2006 SCH are 41 more, Smr 2006 are 10 more, Fall 2006 are 67 more, Spring 2007 are 12 less Smr 2007 are 6 more more, Fall 2007 are 9 less, Spring 2008 are 15 less Smr 2008 are 40 more Fall 2008 are 12 more, Spring 2009 are 9 less)

University of North Dakota  
Student Credit Hours (SCH) by Department & Course Level  
Summer, Fall, Spring

prepared by: Institutional Research  
report id: IR\_ARJ\_REG413\_crswk5yrs

**College: Arts & Sciences**

		Year																			
		2004-2005				2005-2006				2006-2007				2007-2008				2008-2009			
		Term			Total	Term			Total	Term			Total	Term			Total	Term			Total
		Smr	Fall	Sprg		Smr	Fall	Sprg		Smr	Fall	Sprg		Smr	Fall	Sprg		Smr	Fall	Sprg	
		SCH		SCH	SCH	SCH	SCH	SCH	SCH	SCH	SCH	SCH	SCH	SCH	SCH	SCH	SCH	SCH	SCH	SCH	SCH
Dept	Crs Lvl																				
FREN	Crs Lvl																				
	Lower Division	40	708	684	1432	32	700	628	1360	32	720	584	1336	12	548	516	1076	8	592	472	1072
	Upper Division		113	116	229		135	98	233		70	32	102		87	41	128		109	89	198
	Total	40	821	800	1661	32	835	726	1593	32	790	616	1438	12	635	557	1204	8	701	561	1270
GEOG	Crs Lvl																				
	Lower Division	242	2640	1949	4831	154	2440	2169	4763	202	2077	1926	4205	243	1775	1602	3620	253	2273	1653	4179
	Upper Division	62	403	604	1069	51	509	545	1105	65	578	436	1079	64	527	444	1035	105	480	479	1064
	Graduate	39	55	129	223	13	75	105	193	6	76	156	238	57	56	99	212	39	62	170	271
	Total	343	3098	2682	6123	218	3024	2819	6061	273	2731	2518	5522	364	2358	2145	4867	397	2815	2302	5514
GERM	Crs Lvl																				
	Lower Division		700	640	1340		548	476	1024		628	600	1228		524	416	940	84	512	476	1072
	Upper Division		90	84	174		90	78	168		98	129	227		89	96	185		120	93	213
	Total		790	724	1514		638	554	1192		726	729	1455		613	512	1125	84	632	569	1285


(Continued)

\* Totals slightly differ from 3rd week (Fall 2005 SCH are 3 more, Spring 2006 SCH are 41 more, Smr 2006 are 10 more, Fall 2006 are 67 more, Spring 2007 are 12 less Smr 2007 are 6 more more, Fall 2007 are 9 less, Spring 2008 are 15 less Smr 2008 are 40 more Fall 2008 are 12 more, Spring 2009 are 9 less)

University of North Dakota  
Student Credit Hours (SCH) by Department & Course Level  
Summer, Fall, Spring

prepared by: Institutional Research  
report id: IR\_ARJ\_REG413\_crswk5yrs

**College: Arts & Sciences**

		Year																			
		2004-2005				2005-2006				2006-2007				2007-2008				2008-2009			
		Term			Total	Term			Total	Term			Total	Term			Total	Term			Total
		Smr	Fall	Sprg		Smr	Fall	Sprg		Smr	Fall	Sprg		Smr	Fall	Sprg		Smr	Fall	Sprg	
				SCH	SCH	SCH	SCH	SCH	SCH	SCH	SCH	SCH	SCH	SCH	SCH	SCH	SCH	SCH	SCH	SCH	SCH
Dept	Crs Lvl																				
HIST	Crs Lvl																				
	Lower Division	291	5175	4773	10239	231	4701	4404	9336	315	4011	3399	7725	366	3987	2841	7194	228	2709	2667	5604
	Upper Division	148	765	859	1772	87	622	962	1671	142	774	1009	1925	126	585	786	1497	81	522	547	1150
	Graduate	25	112	103	240	27	110	115	252	14	103	123	240	28	133	115	276	12	131	146	289
	Total	464	6052	5735	12251	345	5433	5481	11259	471	4888	4531	9890	520	4705	3742	8967	321	3362	3360	7043
HUM	Crs Lvl																				
	Lower Division	120	1004	1086	2210	104	792	845	1741	120	990	974	2084	140	1016	1256	2412	52	1073	1163	2288
	Upper Division		14		14		6	8	14		52	22	74		16	90	106		42	51	93
	Total	120	1018	1086	2224	104	798	853	1755	120	1042	996	2158	140	1032	1346	2518	52	1115	1214	2381
IS	Crs Lvl																				
	Lower Division	75	333	324	732	45	258	378	681		228	258	486	21	207	300	528	6	396	309	711
	Upper Division	36	201	205	442	42	167	185	394	15	167	124	306	6	186	59	251		117	102	219
	Total	111	534	529	1174	87	425	563	1075	15	395	382	792	27	393	359	779	6	513	411	930


(Continued)

\* Totals slightly differ from 3rd week (Fall 2005 SCH are 3 more, Spring 2006 SCH are 41 more, Smr 2006 are 10 more, Fall 2006 are 67 more, Spring 2007 are 12 less Smr 2007 are 6 more more, Fall 2007 are 9 less, Spring 2008 are 15 less Smr 2008 are 40 more Fall 2008 are 12 more, Spring 2009 are 9 less)

University of North Dakota  
Student Credit Hours (SCH) by Department & Course Level  
Summer, Fall, Spring

prepared by: Institutional Research  
report id: IR\_ARJ\_REG413\_crswk5yrs

**College: Arts & Sciences**

		Year																			
		2004-2005				2005-2006				2006-2007				2007-2008				2008-2009			
		Term			Total	Term			Total	Term			Total	Term			Total	Term			Total
		Smr	Fall	Sprg		Smr	Fall	Sprg		Smr	Fall	Sprg		Smr	Fall	Sprg		Smr	Fall	Sprg	
		SCH		SCH	SCH	SCH	SCH	SCH	SCH	SCH	SCH	SCH	SCH	SCH	SCH	SCH	SCH	SCH	SCH	SCH	SCH
Dept	Crs Lvl																				
IDS	Crs Lvl																				
	Lower Division		69		69		99	54	153			72	72		42		42		51	51	
	Upper Division		61	97	158		67	88	155	18	44	66	128	9	24	57	90		21	28	49
	Total		130	97	227		166	142	308	18	44	138	200	9	66	57	132		72	28	100
LANG	Crs Lvl																				
	Lower Division	12	18	135	165	1	118	36	155		167	12	179		100	60	160	1	51	59	111
	Upper Division	30			30	27			27		30	30	60	33	34		67	32	45	72	149
	Total	42	18	135	195	28	118	36	182		197	42	239	33	134	60	227	33	96	131	260
LEAD	Crs Lvl																				
	Lower Division																		18	60	78
	Total																		18	60	78
LING	Crs Lvl																				
	Upper Division	474			474	484			484	335			335	611			611	444			444
	Graduate	188	15	1	204	326	4	23	353	270	22	11	303	540	21	13	574	514	22	14	550
	Total	662	15	1	678	810	4	23	837	605	22	11	638	1151	21	13	1185	958	22	14	994


(Continued)

\* Totals slightly differ from 3rd week (Fall 2005 SCH are 3 more, Spring 2006 SCH are 41 more, Smr 2006 are 10 more, Fall 2006 are 67 more, Spring 2007 are 12 less Smr 2007 are 6 more more, Fall 2007 are 9 less, Spring 2008 are 15 less Smr 2008 are 40 more Fall 2008 are 12 more, Spring 2009 are 9 less)

University of North Dakota  
Student Credit Hours (SCH) by Department & Course Level  
Summer, Fall, Spring

prepared by: Institutional Research  
report id: IR\_ARJ\_REG413\_crswk5yrs

**College: Arts & Sciences**

		Year																			
		2004-2005				2005-2006				2006-2007				2007-2008				2008-2009			
		Term			Total	Term			Total	Term			Total	Term			Total	Term			Total
		Smr	Fall	Sprg		Smr	Fall	Sprg		Smr	Fall	Sprg		Smr	Fall	Sprg		Smr	Fall	Sprg	
		SCH	SCH	SCH	SCH	SCH	SCH	SCH	SCH	SCH	SCH	SCH	SCH	SCH	SCH	SCH	SCH	SCH	SCH	SCH	SCH
Dept	Crs Lvl																				
MATH	Lower Division	849	8115	6455	15419	794	8023	6292	15109	825	7320	5485	13630	977	7070	5443	13490	843	7008	5476	13327
	Upper Division	54	547	586	1187	39	548	687	1274	33	543	575	1151	4	732	654	1390	27	488	644	1159
	Graduate	28	61	67	156	25	72	96	193	33	47	44	124	35	44	39	118	45	29	42	116
	Total	931	8723	7108	16762	858	8643	7075	16576	891	7910	6104	14905	1016	7846	6136	14998	915	7525	6162	14602
	Crs Lvl																				
MUSC	Lower Division	107	2416	2502	5025	144	2301	2182	4627	55	2193	2327	4575	66	2112	2335	4513	36	2304	2181	4521
	Upper Division	16	269	358	643	24	406	426	856	84	327	353	764	55	379	367	801	16	333	389	738
	Graduate	38	93	80	211	56	107	107	270	73	54	49	176	13	60	65	138	16	59	48	123
	Total	161	2778	2940	5879	224	2814	2715	5753	212	2574	2729	5515	134	2551	2767	5452	68	2696	2618	5382
	Crs Lvl																				
NORW	Lower Division		316	416	732	8	320	292	620		280	224	504		228	244	472		280	252	532
	Upper Division		35	43	78	7	26	65	98		44	25	69		24	25	49	1	18	29	48
	Total		351	459	810	15	346	357	718		324	249	573		252	269	521	1	298	281	580
	Crs Lvl																				


(Continued)

\* Totals slightly differ from 3rd week (Fall 2005 SCH are 3 more, Spring 2006 SCH are 41 more, Smr 2006 are 10 more, Fall 2006 are 67 more, Spring 2007 are 12 less Smr 2007 are 6 more more, Fall 2007 are 9 less, Spring 2008 are 15 less Smr 2008 are 40 more Fall 2008 are 12 more, Spring 2009 are 9 less)

University of North Dakota  
Student Credit Hours (SCH) by Department & Course Level  
Summer, Fall, Spring

prepared by: Institutional Research  
report id: IR\_ARJ\_REG413\_crswk5yrs

**College: Arts & Sciences**

		Year																			
		2004-2005				2005-2006				2006-2007				2007-2008				2008-2009			
		Term			Total	Term			Total	Term			Total	Term			Total	Term			Total
		Smr	Fall	Sprg		Smr	Fall	Sprg		Smr	Fall	Sprg		Smr	Fall	Sprg		Smr	Fall	Sprg	
		SCH	SCH	SCH	SCH	SCH	SCH	SCH	SCH	SCH	SCH	SCH	SCH	SCH	SCH	SCH	SCH	SCH	SCH	SCH	SCH
Dept	Crs Lvl																				
P S	Lower Division		117		117		69		69		66		66						72		72
	Upper Division	21	6	4	31	15	3	10	28	6	6		12	3	12	7	22		6		6
	Total	21	123	4	148	15	72	10	97	6	72		78	3	12	7	22		78		78
	Crs Lvl																				
PHIL	Lower Division	120	696	342	1158	90	816	492	1398	108	591	564	1263	66	930	795	1791	93	657	729	1479
	Upper Division	12	571	699	1282	33	609	703	1345	9	501	663	1173		486	565	1051	2	630	582	1214
	Total	132	1267	1041	2440	123	1425	1195	2743	117	1092	1227	2436	66	1416	1360	2842	95	1287	1311	2693
	Crs Lvl																				
PHYS	Lower Division	194	2741	2866	5801	122	2787	2668	5577	131	2654	2831	5616	236	2729	2400	5365	172	2425	2480	5077
	Upper Division	12	74	96	182	35	50	48	133		61	59	120		95	103	198		33	67	100
	Graduate	50	142	115	307	54	93	85	232	38	71	66	175	49	106	104	259	46	81	63	190
	Total	256	2957	3077	6290	211	2930	2801	5942	169	2786	2956	5911	285	2930	2607	5822	218	2539	2610	5367
	Crs Lvl																				


(Continued)

\* Totals slightly differ from 3rd week (Fall 2005 SCH are 3 more, Spring 2006 SCH are 41 more, Smr 2006 are 10 more, Fall 2006 are 67 more, Spring 2007 are 12 less Smr 2007 are 6 more more, Fall 2007 are 9 less, Spring 2008 are 15 less Smr 2008 are 40 more Fall 2008 are 12 more, Spring 2009 are 9 less)

University of North Dakota  
Student Credit Hours (SCH) by Department & Course Level  
Summer, Fall, Spring

prepared by: Institutional Research  
report id: IR\_ARJ\_REG413\_crswk5yrs

**College: Arts & Sciences**

		Year																			
		2004-2005				2005-2006				2006-2007				2007-2008				2008-2009			
		Term			Total	Term			Total	Term			Total	Term			Total	Term			Total
		Smr	Fall	Sprg		Smr	Fall	Sprg		Smr	Fall	Sprg		Smr	Fall	Sprg		Smr	Fall	Sprg	
		SCH	SCH	SCH	SCH	SCH	SCH	SCH	SCH	SCH	SCH	SCH	SCH	SCH	SCH	SCH	SCH	SCH	SCH	SCH	
Dept	Crs Lvl																				
PSYC	Lower Division	685	6344	5709	12738	668	4402	4647	9717	639	5648	5905	12192	693	5633	5202	11528	520	6063	5433	12016
	Upper Division	507	2143	1916	4566	532	2097	2499	5128	569	1997	1728	4294	417	2080	2133	4630	374	2142	2663	5179
	Graduate	187	550	582	1319	182	575	545	1302	217	640	655	1512	178	700	665	1543	326	900	961	2187
	Total	1379	9037	8207	18623	1382	7074	7691	16147	1425	8285	8288	17998	1288	8413	8000	17701	1220	9105	9057	19382
RELS	Lower Division	93	687	591	1371	57	669	729	1455	114	834	747	1695	144	645	633	1422	51	516	702	1269
	Upper Division	42	377	499	918	102	130	444	676	51	495	189	735	81	258	457	796	57	269	374	700
	Total	135	1064	1090	2289	159	799	1173	2131	165	1329	936	2430	225	903	1090	2218	108	785	1076	1969
	Crs Lvl																				
RUSS	Lower Division		167	112	279		136	106	242		190	84	274		130	115	245		124	52	176
	Upper Division		3		3		15	15	30		18	9	27						24	21	45
	Total		170	112	282		151	121	272		208	93	301		130	115	245		148	73	221
	Crs Lvl																				


(Continued)

\* Totals slightly differ from 3rd week (Fall 2005 SCH are 3 more, Spring 2006 SCH are 41 more, Smr 2006 are 10 more, Fall 2006 are 67 more, Spring 2007 are 12 less Smr 2007 are 6 more more, Fall 2007 are 9 less, Spring 2008 are 15 less Smr 2008 are 40 more Fall 2008 are 12 more, Spring 2009 are 9 less)

University of North Dakota  
Student Credit Hours (SCH) by Department & Course Level  
Summer, Fall, Spring

prepared by: Institutional Research  
report id: IR\_ARJ\_REG413\_crswk5yrs

**College: Arts & Sciences**

		Year																			
		2004-2005				2005-2006				2006-2007				2007-2008				2008-2009			
		Term			Total	Term			Total	Term			Total	Term			Total	Term			Total
		Smr	Fall	Sprg		Smr	Fall	Sprg		Smr	Fall	Sprg		Smr	Fall	Sprg		Smr	Fall	Sprg	
		SCH	SCH	SCH	SCH	SCH	SCH	SCH	SCH	SCH	SCH	SCH	SCH	SCH	SCH	SCH	SCH	SCH	SCH	SCH	
Dept	Crs Lvl																				
SOC	Lower Division	78	3858	2562	6498	165	4017	2556	6738	216	3273	2574	6063	207	3186	2439	5832	138	3219	2253	5610
	Upper Division	276	1785	2296	4357	267	1770	2117	4154	327	1832	1929	4088	287	1787	1732	3806	242	1747	1807	3796
	Graduate	11	88	107	206	28	115	54	197	14	99	77	190	4	93	91	188	6	68	90	164
	Total	365	5731	4965	11061	460	5902	4727	11089	557	5204	4580	10341	498	5066	4262	9826	386	5034	4150	9570
	Crs Lvl																				
SPAN	Lower Division	328	2392	1876	4596	304	2440	1712	4456	236	2336	1864	4436	340	2228	1512	4080	240	2068	1520	3828
	Upper Division	42	404	523	969	54	427	520	1001	60	390	451	901	24	378	396	798	33	369	318	720
	Total	370	2796	2399	5565	358	2867	2232	5457	296	2726	2315	5337	364	2606	1908	4878	273	2437	1838	4548
	Crs Lvl																				
THEA	Lower Division	1	639	548	1188	13	573	557	1143		352	279	631		309	329	638		457	356	813
	Upper Division	3	149	205	357		166	117	283		203	313	516	9	163	124	296		63	127	190
	Graduate	3	21	37	61	1	25	12	38	6	23	23	52		23	30	53		15	21	36
	Total	7	809	790	1606	14	764	686	1464	6	578	615	1199	9	495	483	987		535	504	1039
	Crs Lvl																				


(Continued)

\* Totals slightly differ from 3rd week (Fall 2005 SCH are 3 more, Spring 2006 SCH are 41 more, Smr 2006 are 10 more, Fall 2006 are 67 more, Spring 2007 are 12 less Smr 2007 are 6 more more, Fall 2007 are 9 less, Spring 2008 are 15 less Smr 2008 are 40 more Fall 2008 are 12 more, Spring 2009 are 9 less)

University of North Dakota  
Student Credit Hours (SCH) by Department & Course Level  
Summer, Fall, Spring

prepared by: Institutional Research  
report id: IR\_ARJ\_REG413\_crswk5yrs

**College: Arts & Sciences**


		Year																			
		2004-2005				2005-2006				2006-2007				2007-2008				2008-2009			
		Term			Total	Term			Total	Term			Total	Term			Total	Term			Total
		Smr	Fall	Sprg		Smr	Fall	Sprg		Smr	Fall	Sprg		Smr	Fall	Sprg		Smr	Fall	Sprg	
		SCH	SCH	SCH	SCH	SCH	SCH	SCH	SCH	SCH	SCH	SCH	SCH	SCH	SCH	SCH	SCH	SCH	SCH	SCH	SCH
Dept	Crs Lvl																				
WS	Lower Division																	138	246	384	
	Upper Division																	3	28	31	
	Total																	141	274	415	
Total	Crs Lvl																				
	Lower Division	4974	66587	56610	128171	5146	62233	52740	120119	4673	58945	50316	113934	5324	56804	47590	109718	4319	57324	47997	109640
	Upper Division	2727	16984	17238	36949	2794	16222	17467	36483	2547	16706	16179	35432	2663	16194	15408	34265	2190	15028	15683	32901
	Graduate	1104	2499	2663	6266	1322	2680	2661	6663	1365	2672	2769	6806	1537	2636	2591	6764	1495	2669	2946	7110
Total		8805	86070	76511	171386	9262	81135	72868	163265	8585	78323	69264	156172	9524	75634	65589	150747	8004	75021	66626	149651

\* Totals slightly differ from 3rd week (Fall 2005 SCH are 3 more, Spring 2006 SCH are 41 more, Smr 2006 are 10 more, Fall 2006 are 67 more, Spring 2007 are 12 less Smr 2007 are 6 more more, Fall 2007 are 9 less, Spring 2008 are 15 less Smr 2008 are 40 more Fall 2008 are 12 more, Spring 2009 are 9 less)

University of North Dakota  
Student Credit Hours (SCH) by Department & Course Level  
Summer, Fall, Spring

prepared by: Institutional Research  
report id: IR\_ARJ\_REG413\_crswk5yrs

**College: Engineering & Mines**

		Year																			
		2004-2005				2005-2006				2006-2007				2007-2008				2008-2009			
		Term			Total	Term			Total	Term			Total	Term			Total	Term			Total
		Smr	Fall	Sprg		Smr	Fall	Sprg		Smr	Fall	Sprg		Smr	Fall	Sprg		Smr	Fall	Sprg	
		SCH	SCH	SCH	SCH	SCH	SCH	SCH	SCH	SCH	SCH	SCH	SCH	SCH	SCH	SCH	SCH	SCH	SCH	SCH	SCH
Dept	Crs Lvl																				
CHE	Lower Division		60	163	223	9	66	147	222	18	84	201	303	15	111	206	332	3	120	251	374
	Upper Division	46	388	311	745	59	346	269	674	18	319	306	643	17	494	347	858	48	514	611	1173
	Graduate	72	213	233	518	71	168	250	489	71	205	219	495	83	147	127	357	42	177	129	348
	Total	118	661	707	1486	139	580	666	1385	107	608	726	1441	115	752	680	1547	93	811	991	1895
CIEN	Crs Lvl																				
	Lower Division			25	25			55	55			70	70			66	66			67	67
	Upper Division	27	617	631	1275	37	624	579	1240	40	566	503	1109	22	893	876	1791	74	1053	958	2085
	Graduate	9	136	83	228	1	61	95	157	8	44	58	110	17	38	55	110	19	58	83	160
	Total	36	753	739	1528	38	685	729	1452	48	610	631	1289	39	931	997	1967	93	1111	1108	2312
E E	Crs Lvl																				
	Lower Division	51	338	339	728		585	359	944	4	531	257	792		399	307	706		587	359	946
	Upper Division	56	766	799	1621	28	810	748	1586	64	771	708	1543	74	827	847	1748	82	981	917	1980
	Graduate	29	112	108	249	6	25	59	90	7	83	84	174	9	141	90	240	19	136	74	229
	Total	136	1216	1246	2598	34	1420	1166	2620	75	1385	1049	2509	83	1367	1244	2694	101	1704	1350	3155


(Continued)

\* Totals slightly differ from 3rd week (Fall 2005 SCH are 3 more, Spring 2006 SCH are 41 more, Smr 2006 are 10 more, Fall 2006 are 67 more, Spring 2007 are 12 less Smr 2007 are 6 more more, Fall 2007 are 9 less, Spring 2008 are 15 less Smr 2008 are 40 more Fall 2008 are 12 more, Spring 2009 are 9 less)

University of North Dakota  
Student Credit Hours (SCH) by Department & Course Level  
Summer, Fall, Spring

prepared by: Institutional Research  
report id: IR\_ARJ\_REG413\_crswk5yrs

**College: Engineering & Mines**

		Year																				
		2004-2005				2005-2006				2006-2007				2007-2008				2008-2009				
		Term			Total	Term			Total	Term			Total	Term			Total	Term			Total	
		Smr	Fall	Sprg		Smr	Fall	Sprg		Smr	Fall	Sprg		Smr	Fall	Sprg		Smr	Fall	Sprg		
		SCH	SCH	SCH	SCH	SCH	SCH	SCH	SCH	SCH	SCH	SCH	SCH	SCH	SCH	SCH	SCH	SCH	SCH	SCH	SCH	
Dept	Crs Lvl																					
ENGR	Lower Division	1	966	1014	1981	27	980	977	1984	68	970	883	1921	32	1060	890	1982	91	1029	959	2079	
	Upper Division	39	150	204	393	39	153	156	348	24	159	207	390	36	135	237	408	24	123	237	384	
	Graduate	58	72	71	201	41	86	91	218	48	96	69	213	37	36	39	112	48	24	36	108	
	Total	98	1188	1289	2575	107	1219	1224	2550	140	1225	1159	2524	105	1231	1166	2502	163	1176	1232	2571	
	Crs Lvl																					
ENVE	Graduate	7	19	12	38	9	27	15	51	10	9	3	22	6	4	19	29	11	8		19	
	Total	7	19	12	38	9	27	15	51	10	9	3	22	6	4	19	29	11	8		19	
	Crs Lvl																					
	GEOE	Lower Division		33		33		36		36		24		24		30		30		27		27
		Upper Division		68	63	131	1	64	5	70	3	110	81	194	9	42	42	93	1	63	55	119
Graduate			3	17	20	6		6	12	3		3	6									
Total			104	80	184	7	100	11	118	6	134	84	224	9	72	42	123	1	90	55	146	
Crs Lvl																						


(Continued)

\* Totals slightly differ from 3rd week (Fall 2005 SCH are 3 more, Spring 2006 SCH are 41 more, Smr 2006 are 10 more, Fall 2006 are 67 more, Spring 2007 are 12 less Smr 2007 are 6 more more, Fall 2007 are 9 less, Spring 2008 are 15 less Smr 2008 are 40 more Fall 2008 are 12 more, Spring 2009 are 9 less)

University of North Dakota  
Student Credit Hours (SCH) by Department & Course Level  
Summer, Fall, Spring

prepared by: Institutional Research  
report id: IR\_ARJ\_REG413\_crswk5yrs

**College: Engineering & Mines**


		Year																			
		2004-2005				2005-2006				2006-2007				2007-2008				2008-2009			
		Term			Total	Term			Total	Term			Total	Term			Total	Term			Total
		Smr	Fall	Sprg		Smr	Fall	Sprg		Smr	Fall	Sprg		Smr	Fall	Sprg		Smr	Fall	Sprg	
		SCH	SCH	SCH	SCH	SCH	SCH	SCH	SCH	SCH	SCH	SCH	SCH	SCH	SCH	SCH	SCH	SCH	SCH	SCH	SCH
Dept	Crs Lvl																				
GEOL	Lower Division	150	1344	1558	3052	114	1287	1220	2621	100	1402	1216	2718	167	1230	1268	2665	129	1251	1529	2909
	Upper Division	1	226	245	472		203	234	437		190	210	400		207	199	406	11	173	191	375
	Graduate	15	69	26	110	3	60	89	152	7	40	90	137	13	75	61	149	10	70	107	187
	Total	166	1639	1829	3634	117	1550	1543	3210	107	1632	1516	3255	180	1512	1528	3220	150	1494	1827	3471
M E	Lower Division		178	34	212		243	99	342		231	32	263		245	94	339		256	130	386
	Upper Division	75	1321	1225	2621	56	1311	912	2279	57	1528	1356	2941	121	1565	1369	3055	60	1688	1433	3181
	Graduate	33	174	206	413	38	109	273	420	17	109	101	227	11	132	161	304	29	107	130	266
	Total	108	1673	1465	3246	94	1663	1284	3041	74	1868	1489	3431	132	1942	1624	3698	89	2051	1693	3833
Total	Lower Division	202	2919	3133	6254	150	3197	2857	6204	190	3242	2659	6091	214	3075	2831	6120	223	3270	3295	6788
	Upper Division	244	3536	3478	7258	220	3511	2903	6634	206	3643	3371	7220	279	4163	3917	8359	300	4595	4402	9297
	Graduate	223	798	756	1777	175	536	878	1589	171	586	627	1384	176	573	552	1301	178	580	559	1317
	Total	669	7253	7367	15289	545	7244	6638	14427	567	7471	6657	14695	669	7811	7300	15780	701	8445	8256	17402

\* Totals slightly differ from 3rd week (Fall 2005 SCH are 3 more, Spring 2006 SCH are 41 more, Smr 2006 are 10 more, Fall 2006 are 67 more, Spring 2007 are 12 less Smr 2007 are 6 more more, Fall 2007 are 9 less, Spring 2008 are 15 less Smr 2008 are 40 more Fall 2008 are 12 more, Spring 2009 are 9 less)

University of North Dakota  
 Student Credit Hours (SCH) by Department & Course Level  
 Summer, Fall, Spring

prepared by: Institutional Research  
 report id: IR\_ARJ\_REG413\_crswk5yrs

**College: Law**


		Year																			
		2004-2005				2005-2006				2006-2007				2007-2008				2008-2009			
		Term			Total	Term			Total	Term			Total	Term			Total	Term			Total
		Smr	Fall	Sprg		Smr	Fall	Sprg		Smr	Fall	Sprg		Smr	Fall	Sprg		Smr	Fall	Sprg	
		SCH	SCH	SCH	SCH	SCH	SCH	SCH	SCH	SCH	SCH	SCH	SCH	SCH	SCH	SCH	SCH	SCH	SCH	SCH	SCH
Dept	Crs Lvl																				
LAW	Law	72	3121	2984	6177	72	3438	3383	6893	188	3613	3403	7204	354	3566	3585	7505	454	3574	3302	7330
	Total	72	3121	2984	6177	72	3438	3383	6893	188	3613	3403	7204	354	3566	3585	7505	454	3574	3302	7330
Total	Crs Lvl																				
	Law	72	3121	2984	6177	72	3438	3383	6893	188	3613	3403	7204	354	3566	3585	7505	454	3574	3302	7330
Total		72	3121	2984	6177	72	3438	3383	6893	188	3613	3403	7204	354	3566	3585	7505	454	3574	3302	7330

\* Totals slightly differ from 3rd week (Fall 2005 SCH are 3 more, Spring 2006 SCH are 41 more, Smr 2006 are 10 more, Fall 2006 are 67 more, Spring 2007 are 12 less Smr 2007 are 6 more more, Fall 2007 are 9 less, Spring 2008 are 15 less Smr 2008 are 40 more Fall 2008 are 12 more, Spring 2009 are 9 less)

University of North Dakota  
Student Credit Hours (SCH) by Department & Course Level  
Summer, Fall, Spring

prepared by: Institutional Research  
report id: IR\_ARJ\_REG413\_crswk5yrs

**College: Nursing**


		Year																			
		2004-2005				2005-2006				2006-2007				2007-2008				2008-2009			
		Term			Total	Term			Total	Term			Total	Term			Total	Term			Total
		Smr	Fall	Sprg		Smr	Fall	Sprg		Smr	Fall	Sprg		Smr	Fall	Sprg		Smr	Fall	Sprg	
		SCH	SCH	SCH	SCH	SCH	SCH	SCH	SCH	SCH	SCH	SCH	SCH	SCH	SCH	SCH	SCH	SCH	SCH	SCH	SCH
Dept	Crs Lvl																				
N&D	Lower Division		234	204	438		173	177	350		203	193	396		188	221	409		191	225	416
	Upper Division		404	395	799	18	460	439	917	45	354	539	938	12	286	552	850	59	336	525	920
	Total		638	599	1237	18	633	616	1267	45	557	732	1334	12	474	773	1259	59	527	750	1336
NURS	Crs Lvl																				
	Lower Division	12	579	574	1165		518	487	1005	19	536	322	877		312	364	676		342	472	814
	Upper Division	176	2442	2586	5204	244	2622	2764	5630	291	2818	3376	6485	351	3275	3144	6770	669	3348	3234	7251
	Graduate	329	930	837	2096	427	877	869	2173	401	868	877	2146	411	894	891	2196	441	1088	1154	2683
	Total	517	3951	3997	8465	671	4017	4120	8808	711	4222	4575	9508	762	4481	4399	9642	1110	4778	4860	10748
NUTR	Crs Lvl																				
	Lower Division	90	513	522	1125	144	495	579	1218	204	543	546	1293	177	525	624	1326	204	708	669	1581
	Total	90	513	522	1125	144	495	579	1218	204	543	546	1293	177	525	624	1326	204	708	669	1581
Total	Crs Lvl																				
	Lower Division	102	1326	1300	2728	144	1186	1243	2573	223	1282	1061	2566	177	1025	1209	2411	204	1241	1366	2811
	Upper Division	176	2846	2981	6003	262	3082	3203	6547	336	3172	3915	7423	363	3561	3696	7620	728	3684	3759	8171
	Graduate	329	930	837	2096	427	877	869	2173	401	868	877	2146	411	894	891	2196	441	1088	1154	2683
<b>Total</b>		<b>607</b>	<b>5102</b>	<b>5118</b>	<b>10827</b>	<b>833</b>	<b>5145</b>	<b>5315</b>	<b>11293</b>	<b>960</b>	<b>5322</b>	<b>5853</b>	<b>12135</b>	<b>951</b>	<b>5480</b>	<b>5796</b>	<b>12227</b>	<b>1373</b>	<b>6013</b>	<b>6279</b>	<b>13665</b>

\* Totals slightly differ from 3rd week (Fall 2005 SCH are 3 more, Spring 2006 SCH are 41 more, Smr 2006 are 10 more, Fall 2006 are 67 more, Spring 2007 are 12 less Smr 2007 are 6 more more, Fall 2007 are 9 less, Spring 2008 are 15 less Smr 2008 are 40 more Fall 2008 are 12 more, Spring 2009 are 9 less)

University of North Dakota  
Student Credit Hours (SCH) by Department & Course Level  
Summer, Fall, Spring

prepared by: Institutional Research  
report id: IR\_ARJ\_REG413\_crswk5yrs

**College: Business & Public Admin**

		Year																			
		2004-2005				2005-2006				2006-2007				2007-2008				2008-2009			
		Term			Total	Term			Total	Term			Total	Term			Total	Term			Total
		Smr	Fall	Sprg		Smr	Fall	Sprg		Smr	Fall	Sprg		Smr	Fall	Sprg		Smr	Fall	Sprg	
		SCH	SCH	SCH	SCH	SCH	SCH	SCH	SCH	SCH	SCH	SCH	SCH	SCH	SCH	SCH	SCH	SCH	SCH	SCH	SCH
Dept	Crs Lvl																				
ACCT	Lower Division	330	1889	1965	4184	390	1908	2013	4311	246	2079	2268	4593	336	2094	1884	4314	303	2016	1932	4251
	Upper Division	361	2107	1955	4423	354	2033	1953	4340	366	2138	2001	4505	365	2334	2447	5146	331	2517	2293	5141
	Graduate	48	228	6	282	3	123	66	192		72	91	163	39	36	168	243		33	120	153
	Total	739	4224	3926	8889	747	4064	4032	8843	612	4289	4360	9261	740	4464	4499	9703	634	4566	4345	9545
BADM	Crs Lvl																				
	Lower Division		687	663	1350	24	696	630	1350	48	624	597	1269	36	462	558	1056	45	594	525	1164
	Upper Division	64	17	149	230	108	25	158	291	132	20	241	393	84	54	102	240	114	15	39	168
	Graduate	23	42	89	154	39	51	58	148	36	56	31	123	22	36	42	100	30	48	56	134
	Total	87	746	901	1734	171	772	846	1789	216	700	869	1785	142	552	702	1396	189	657	620	1466
BOTE	Crs Lvl																				
	Lower Division		57	38	95		51	26	77		82	40	122		36		36		21		21
	Total		57	38	95		51	26	77		82	40	122		36		36		21		21
ECON	Crs Lvl																				
	Lower Division	546	3624	3870	8040	510	3930	3792	8232	438	3435	3372	7245	633	3255	3174	7062	591	3237	3438	7266
	Upper Division	160	1144	1145	2449	154	1360	1155	2669	234	1446	1197	2877	253	1293	1243	2789	236	1329	1397	2962
	Graduate	15	3	134	152	6	33	206	245	10	56	148	214	20	46	208	274	3	39	175	217
	Total	721	4771	5149	10641	670	5323	5153	11146	682	4937	4717	10336	906	4594	4625	10125	830	4605	5010	10445


(Continued)

\* Totals slightly differ from 3rd week (Fall 2005 SCH are 3 more, Spring 2006 SCH are 41 more, Smr 2006 are 10 more, Fall 2006 are 67 more, Spring 2007 are 12 less Smr 2007 are 6 more more, Fall 2007 are 9 less, Spring 2008 are 15 less Smr 2008 are 40 more Fall 2008 are 12 more, Spring 2009 are 9 less)

University of North Dakota  
Student Credit Hours (SCH) by Department & Course Level  
Summer, Fall, Spring

prepared by: Institutional Research  
report id: IR\_ARJ\_REG413\_crswk5yrs

**College: Business & Public Admin**

		Year																			
		2004-2005				2005-2006				2006-2007				2007-2008				2008-2009			
		Term			Total	Term			Total	Term			Total	Term			Total	Term			Total
		Smr	Fall	Sprg		Smr	Fall	Sprg		Smr	Fall	Sprg		Smr	Fall	Sprg		Smr	Fall	Sprg	
		SCH	SCH	SCH	SCH	SCH	SCH	SCH	SCH	SCH	SCH	SCH	SCH	SCH	SCH	SCH	SCH	SCH	SCH	SCH	SCH
Dept	Crs Lvl																				
ENTR	Lower Division		75		75	140	32	172		156	32	188		147	28	175		279	27	306	
	Upper Division	3	195	192	390	240	337	577		342	372	714	15	354	456	825	39	360	531	930	
	Total	3	270	192	465	380	369	749		498	404	902	15	501	484	1000	39	639	558	1236	
	Crs Lvl																				
FIN	Lower Division	39	387	396	822	21	357	420	798		393	414	807		549	483	1032		360	444	804
	Upper Division	216	1326	1264	2806	190	1268	1231	2689	224	1095	1325	2644	132	1209	1372	2713	176	1288	1394	2858
	Graduate		99	12	111		144		144		69	3	72		141		141	3	105		108
	Total	255	1812	1672	3739	211	1769	1651	3631	224	1557	1742	3523	132	1899	1855	3886	179	1753	1838	3770
	Crs Lvl																				
IT	Lower Division	42	512	294	848	21	496	315	832		533	402	935	24	489	234	747	30	574	264	868
	Upper Division	103	547	807	1457	129	662	948	1739	114	723	773	1610	105	608	877	1590	109	582	723	1414
	Graduate	10	63	51	124	24	50	81	155	14	58	58	130	20	34	42	96	6	44	38	88
	Total	155	1122	1152	2429	174	1208	1344	2726	128	1314	1233	2675	149	1131	1153	2433	145	1200	1025	2370
	Crs Lvl																				


(Continued)

\* Totals slightly differ from 3rd week (Fall 2005 SCH are 3 more, Spring 2006 SCH are 41 more, Smr 2006 are 10 more, Fall 2006 are 67 more, Spring 2007 are 12 less Smr 2007 are 6 more more, Fall 2007 are 9 less, Spring 2008 are 15 less Smr 2008 are 40 more Fall 2008 are 12 more, Spring 2009 are 9 less)

University of North Dakota  
Student Credit Hours (SCH) by Department & Course Level  
Summer, Fall, Spring

prepared by: Institutional Research  
report id: IR\_ARJ\_REG413\_crswk5yrs

**College: Business & Public Admin**

		Year																			
		2004-2005				2005-2006				2006-2007				2007-2008				2008-2009			
		Term			Total	Term			Total	Term			Total	Term			Total	Term			Total
		Smr	Fall	Sprg		Smr	Fall	Sprg		Smr	Fall	Sprg		Smr	Fall	Sprg		Smr	Fall	Sprg	
		SCH	SCH	SCH	SCH	SCH	SCH	SCH	SCH	SCH	SCH	SCH	SCH	SCH	SCH	SCH	SCH	SCH	SCH	SCH	SCH
Dept	Crs Lvl																				
ISBE	Upper Division	167	568	689	1424	242	586	834	1662	238	674	835	1747	231	657	678	1566	169	603	621	1393
	Graduate	22	32	21	75	12	3	2	17	6	1	1	8	1			1	42			42
	Total	189	600	710	1499	254	589	836	1679	244	675	836	1755	232	657	678	1567	211	603	621	1435
	Crs Lvl																				
ISYS	Lower Division	128	1335	436	1899	66	442	422	930	30	371	442	843	49	405	412	866	49	385	400	834
	Upper Division	33	727	975	1735	93	1029	1160	2282	57	1154	1267	2478	84	1090	1051	2225	84	1104	1021	2209
	Graduate			105	105			138	138		60		60		105		105		75	69	144
	Total	161	2062	1516	3739	159	1471	1720	3350	87	1585	1709	3381	133	1600	1463	3196	133	1564	1490	3187
	Crs Lvl																				
MGMT	Upper Division	615	3011	3407	7033	704	3414	3423	7541	737	3353	3264	7354	631	3089	3214	6934	564	2905	2827	6296
	Graduate		154	324	478	40	180	220	440	14	109	171	294		67	228	295		147	231	378
	Total	615	3165	3731	7511	744	3594	3643	7981	751	3462	3435	7648	631	3156	3442	7229	564	3052	3058	6674
	Crs Lvl																				


(Continued)

\* Totals slightly differ from 3rd week (Fall 2005 SCH are 3 more, Spring 2006 SCH are 41 more, Smr 2006 are 10 more, Fall 2006 are 67 more, Spring 2007 are 12 less Smr 2007 are 6 more more, Fall 2007 are 9 less, Spring 2008 are 15 less Smr 2008 are 40 more Fall 2008 are 12 more, Spring 2009 are 9 less)

University of North Dakota  
Student Credit Hours (SCH) by Department & Course Level  
Summer, Fall, Spring

prepared by: Institutional Research  
report id: IR\_ARJ\_REG413\_crswk5yrs

**College: Business & Public Admin**

		Year																			
		2004-2005				2005-2006				2006-2007				2007-2008				2008-2009			
		Term			Total	Term			Total	Term			Total	Term			Total	Term			Total
		Smr	Fall	Sprg		Smr	Fall	Sprg		Smr	Fall	Sprg		Smr	Fall	Sprg		Smr	Fall	Sprg	
		SCH	SCH	SCH	SCH	SCH	SCH	SCH	SCH	SCH	SCH	SCH	SCH	SCH	SCH	SCH	SCH	SCH	SCH	SCH	SCH
Dept	Crs Lvl																				
MRKT	Lower Division		189	183	372		192	189	381		204	150	354	33	162	147	342		138	144	282
	Upper Division	206	1797	1885	3888	270	1913	1981	4164	193	1773	1646	3612	149	1709	1365	3223	288	1709	1692	3689
	Graduate		171	2	173	3	90	3	96		115		115		111	3	114		147		147
	Total	206	2157	2070	4433	273	2195	2173	4641	193	2092	1796	4081	182	1982	1515	3679	288	1994	1836	4118
	Crs Lvl																				
OSEH	Lower Division							33	33												
	Upper Division	13	37	136	186	18	64	102	184		28	100	128	16	61	113	190		13	90	103
	Total	13	37	136	186	18	64	135	217		28	100	128	16	61	113	190		13	90	103
POLS	Lower Division	75	3321	2541	5937	54	3246	2550	5850	66	3063	2136	5265	132	2715	2091	4938	207	2928	1737	4872
	Upper Division	14	661	1126	1801		720	1209	1929	61	939	1030	2030	2	895	1376	2273	36	853	1225	2114
	Graduate	91	245	215	551	43	180	146	369	66	162	177	405	49	198	172	419	53	200	201	454
	Total	180	4227	3882	8289	97	4146	3905	8148	193	4164	3343	7700	183	3808	3639	7630	296	3981	3163	7440
	Crs Lvl																				


(Continued)

\* Totals slightly differ from 3rd week (Fall 2005 SCH are 3 more, Spring 2006 SCH are 41 more, Smr 2006 are 10 more, Fall 2006 are 67 more, Spring 2007 are 12 less Smr 2007 are 6 more more, Fall 2007 are 9 less, Spring 2008 are 15 less Smr 2008 are 40 more Fall 2008 are 12 more, Spring 2009 are 9 less)

University of North Dakota  
Student Credit Hours (SCH) by Department & Course Level  
Summer, Fall, Spring

prepared by: Institutional Research  
report id: IR\_ARJ\_REG413\_crswk5yrs

**College: Business & Public Admin**


		Year																			
		2004-2005				2005-2006				2006-2007				2007-2008				2008-2009			
		Term			Total	Term			Total	Term			Total	Term			Total	Term			Total
		Smr	Fall	Sprg		Smr	Fall	Sprg		Smr	Fall	Sprg		Smr	Fall	Sprg		Smr	Fall	Sprg	
		SCH	SCH	SCH	SCH	SCH	SCH	SCH	SCH	SCH	SCH	SCH	SCH	SCH	SCH	SCH	SCH	SCH	SCH	SCH	SCH
Dept	Crs Lvl																				
SPRT	Lower Division																	90	114	204	
	Upper Division																	36	46	82	
	Total																	126	160	286	
	Total	Crs Lvl																			
	Lower Division	1160	12076	10386	23622	1086	11458	10422	22966	828	10940	9853	21621	1243	10314	9011	20568	1225	10622	9025	20872
	Upper Division	1955	12137	13730	27822	2262	13314	14491	30067	2356	13685	14051	30092	2067	13353	14294	29714	2146	13314	13899	29359
	Graduate	209	1037	959	2205	170	854	920	1944	146	758	680	1584	151	774	863	1788	137	838	890	1865
Total		3324	25250	25075	53649	3518	25626	25833	54977	3330	25383	24584	53297	3461	24441	24168	52070	3508	24774	23814	52096

\* Totals slightly differ from 3rd week (Fall 2005 SCH are 3 more, Spring 2006 SCH are 41 more, Smr 2006 are 10 more, Fall 2006 are 67 more, Spring 2007 are 12 less Smr 2007 are 6 more more, Fall 2007 are 9 less, Spring 2008 are 15 less Smr 2008 are 40 more Fall 2008 are 12 more, Spring 2009 are 9 less)

University of North Dakota  
 Student Credit Hours (SCH) by Department & Course Level  
 Summer, Fall, Spring

prepared by: Institutional Research  
 report id: IR\_ARJ\_REG413\_crswk5yrs

**College: Graduate School**


		Year						
		2007-2008			2008-2009			
		Term		Total	Term			Total
		Fall	Sprg		Smr	Fall	Sprg	
		SCH	SCH	SCH	SCH	SCH	SCH	SCH
Dept	Crs Lvl							
UNIV	Graduate	96	9	105	120	1377	1650	3147
	Total	96	9	105	120	1377	1650	3147
Total	Crs Lvl							
	Graduate	96	9	105	120	1377	1650	3147
Total		96	9	105	120	1377	1650	3147

\* Totals slightly differ from 3rd week (Fall 2005 SCH are 3 more, Spring 2006 SCH are 41 more, Smr 2006 are 10 more, Fall 2006 are 67 more, Spring 2007 are 12 less Smr 2007 are 6 more more, Fall 2007 are 9 less, Spring 2008 are 15 less Smr 2008 are 40 more Fall 2008 are 12 more, Spring 2009 are 9 less)

University of North Dakota  
Student Credit Hours (SCH) by Department & Course Level  
Summer, Fall, Spring

prepared by: Institutional Research  
report id: IR\_ARJ\_REG413\_crswk5yrs

**College: Medicine & Health Sciences**

		Year																			
		2004-2005				2005-2006				2006-2007				2007-2008				2008-2009			
		Term			Total	Term			Total	Term			Total	Term			Total	Term			Total
		Smr	Fall	Sprg		Smr	Fall	Sprg		Smr	Fall	Sprg		Smr	Fall	Sprg		Smr	Fall	Sprg	
		SCH	SCH	SCH	SCH	SCH	SCH	SCH	SCH	SCH	SCH	SCH	SCH	SCH	SCH	SCH	SCH	SCH	SCH	SCH	SCH
Dept	Crs Lvl																				
ANAT	Lower Division		1255	1450	2705		1202	1352	2554		1365	1703	3068		1272	1284	2556		1421	1411	2832
	Upper Division		61	87	148		52	67	119	3	56	65	124		60	84	144	6	56	58	120
	Graduate	59	68	79	206	40	77	116	233	52	96	91	239	50	78	107	235	42	65	53	160
	Medicine-Prof			8	8			4	4			20	20			4	4				
	Total	59	1384	1624	3067	40	1331	1539	2910	55	1517	1879	3451	50	1410	1479	2939	48	1542	1522	3112
BIMD	Crs Lvl																				
	Graduate		80	55	135		96	41	137		104	72	176		94	57	151		124	78	202
	Total		80	55	135		96	41	137		104	72	176		94	57	151		124	78	202
BMB	Crs Lvl																				
	Upper Division	15	23	366	404		16	517	533		28	363	391		37	377	414	4	45	457	506
	Graduate	72	85	124	281	81	112	124	317	81	106	109	296	74	54	86	214	45	62	87	194
	Total	87	108	490	685	81	128	641	850	81	134	472	687	74	91	463	628	49	107	544	700
CLS	Crs Lvl																				
	Lower Division	8	46	151	205		46	130	176		64	161	225		82	161	243		90	146	236
	Upper Division	482	595	511	1588	515	893	721	2129	997	1421	1154	3572	1100	1431	1160	3691	1058	1279	1243	3580
	Graduate		167	166	333	8	224	244	476	19	205	279	503		257	217	474	4	252	296	552
	Total	490	808	828	2126	523	1163	1095	2781	1016	1690	1594	4300	1100	1770	1538	4408	1062	1621	1685	4368


(Continued)

\* Totals slightly differ from 3rd week (Fall 2005 SCH are 3 more, Spring 2006 SCH are 41 more, Smr 2006 are 10 more, Fall 2006 are 67 more, Spring 2007 are 12 less Smr 2007 are 6 more more, Fall 2007 are 9 less, Spring 2008 are 15 less Smr 2008 are 40 more Fall 2008 are 12 more, Spring 2009 are 9 less)

University of North Dakota  
Student Credit Hours (SCH) by Department & Course Level  
Summer, Fall, Spring

prepared by: Institutional Research  
report id: IR\_ARJ\_REG413\_crswk5yrs

**College: Medicine & Health Sciences**

		Year																			
		2004-2005				2005-2006				2006-2007				2007-2008				2008-2009			
		Term			Total	Term			Total	Term			Total	Term			Total	Term			Total
		Smr	Fall	Sprg		Smr	Fall	Sprg		Smr	Fall	Sprg		Smr	Fall	Sprg		Smr	Fall	Sprg	
		SCH	SCH	SCH	SCH	SCH	SCH	SCH	SCH	SCH	SCH	SCH	SCH	SCH	SCH	SCH	SCH	SCH	SCH	SCH	SCH
Dept	Crs Lvl																				
FMED	Lower Division	2	88	120	210	1	74	105	180	3	88	105	196	1	82	126	209	3	70	99	172
	Upper Division		57	80	137		150	146	296		171	141	312		113	108	221		111	97	208
	Medicine-Prof	104	268	288	660		380	336	716		388	364	752		408	368	776		429	300	729
	Total	106	413	488	1007	1	604	587	1192	3	647	610	1260	1	603	602	1206	3	610	496	1109
	IMED	Medicine-Prof	136	360	450	946		436	520	956		512	468	980		456	472	928		440	492
	Total	136	360	450	946		436	520	956		512	468	980		456	472	928		440	492	932
MBIO	Lower Division		814		814		668		668		623		623		570		570		528		528
	Upper Division		54	341	395		45	374	419		30	382	412		21	415	436	2	56	376	434
	Graduate	69	89	79	237	64	85	88	237	66	70	62	198	33	79	56	168	25	54	48	127
	Total	69	957	420	1446	64	798	462	1324	66	723	444	1233	33	670	471	1174	27	638	424	1089


(Continued)

\* Totals slightly differ from 3rd week (Fall 2005 SCH are 3 more, Spring 2006 SCH are 41 more, Smr 2006 are 10 more, Fall 2006 are 67 more, Spring 2007 are 12 less Smr 2007 are 6 more more, Fall 2007 are 9 less, Spring 2008 are 15 less Smr 2008 are 40 more Fall 2008 are 12 more, Spring 2009 are 9 less)

University of North Dakota  
Student Credit Hours (SCH) by Department & Course Level  
Summer, Fall, Spring

prepared by: Institutional Research  
report id: IR\_ARJ\_REG413\_crswk5yrs

**College: Medicine & Health Sciences**

		Year																			
		2004-2005				2005-2006				2006-2007				2007-2008				2008-2009			
		Term			Total	Term			Total	Term			Total	Term			Total	Term			Total
		Smr	Fall	Sprg		Smr	Fall	Sprg		Smr	Fall	Sprg		Smr	Fall	Sprg		Smr	Fall	Sprg	
		SCH	SCH	SCH	SCH	SCH	SCH	SCH	SCH	SCH	SCH	SCH	SCH	SCH	SCH	SCH	SCH	SCH	SCH	SCH	SCH
Dept	Crs Lvl																				
MED	Lower Division			43	43			162	162	16	132	144	292	15	118	167	300	14	70	104	188
	Medicine-Prof	4	2932	3098	6034		2931	3096	6027		2989	3052	6041		2972	3041	6013		2993	3051	6044
	Total	4	2932	3141	6077		2931	3258	6189	16	3121	3196	6333	15	3090	3208	6313	14	3063	3155	6232
	Crs Lvl																				
NEUR	Medicine-Prof	80	152	236	468		248	248	496		276	256	532		288	260	548		296	244	540
	Total	80	152	236	468		248	248	496		276	256	532		288	260	548		296	244	540
	Crs Lvl																				
O T	Lower Division	8	107	87	202	12	111	16	139		54	30	84		42	32	74		78	50	128
	Upper Division	220	875	969	2064	296	1125	1282	2703	272	1277	1410	2959	282	1234	1377	2893	292	1126	1257	2675
	Graduate	351	516	560	1427	293	468	424	1185	379	635	512	1526	435	717	642	1794	417	647	595	1659
	Total	579	1498	1616	3693	601	1704	1722	4027	651	1966	1952	4569	717	1993	2051	4761	709	1851	1902	4462
	Crs Lvl																				
OBYG	Medicine-Prof	88	204	204	496		260	276	536		296	260	556		300	252	552		304	252	556
	Total	88	204	204	496		260	276	536		296	260	556		300	252	552		304	252	556
	Crs Lvl																				


(Continued)

\* Totals slightly differ from 3rd week (Fall 2005 SCH are 3 more, Spring 2006 SCH are 41 more, Smr 2006 are 10 more, Fall 2006 are 67 more, Spring 2007 are 12 less Smr 2007 are 6 more more, Fall 2007 are 9 less, Spring 2008 are 15 less Smr 2008 are 40 more Fall 2008 are 12 more, Spring 2009 are 9 less)

University of North Dakota  
Student Credit Hours (SCH) by Department & Course Level  
Summer, Fall, Spring

prepared by: Institutional Research  
report id: IR\_ARJ\_REG413\_crswk5yrs

**College: Medicine & Health Sciences**

		Year																			
		2004-2005				2005-2006				2006-2007				2007-2008				2008-2009			
		Term			Total	Term			Total	Term			Total	Term			Total	Term			Total
		Smr	Fall	Sprg		Smr	Fall	Sprg		Smr	Fall	Sprg		Smr	Fall	Sprg		Smr	Fall	Sprg	
		SCH	SCH	SCH	SCH	SCH	SCH	SCH	SCH	SCH	SCH	SCH	SCH	SCH	SCH	SCH	SCH	SCH	SCH	SCH	SCH
Dept	Crs Lvl																				
P A	Graduate	140	283	500	923	336	560	682	1578	334	596	848	1778	540	507	386	1433	416	587	809	1812
	Total	140	283	500	923	336	560	682	1578	334	596	848	1778	540	507	386	1433	416	587	809	1812
	Crs Lvl																				
P T	Lower Division			73	73			70	70			56	56			77	77			78	78
	Upper Division	55	917	984	1956	105	816	893	1814	100	847	987	1934	2	863	1007	1872		840	953	1793
	Graduate	984	2222	1731	4937	964	1736	1703	4403	797	1808	1670	4275	900	1779	1463	4142	1001	1726	1592	4319
	Total	1039	3139	2788	6966	1069	2552	2666	6287	897	2655	2713	6265	902	2642	2547	6091	1001	2566	2623	6190
	Crs Lvl																				
PATH	Upper Division	60	75	75	210	40	105	201	346	70	45	71	186	58	155	75	288	50	161	183	394
	Medicine-Prof	12	28	18	58		36	32	68		20	16	36		4	12	16		20	20	40
	Total	72	103	93	268	40	141	233	414	70	65	87	222	58	159	87	304	50	181	203	434
	Crs Lvl																				
PED	Medicine-Prof	84	200	260	544		304	272	576		312	264	576		320	300	620		296	292	588
	Total	84	200	260	544		304	272	576		312	264	576		320	300	620		296	292	588
	Crs Lvl																				


(Continued)

\* Totals slightly differ from 3rd week (Fall 2005 SCH are 3 more, Spring 2006 SCH are 41 more, Smr 2006 are 10 more, Fall 2006 are 67 more, Spring 2007 are 12 less Smr 2007 are 6 more more, Fall 2007 are 9 less, Spring 2008 are 15 less Smr 2008 are 40 more Fall 2008 are 12 more, Spring 2009 are 9 less)

University of North Dakota  
Student Credit Hours (SCH) by Department & Course Level  
Summer, Fall, Spring

prepared by: Institutional Research  
report id: IR\_ARJ\_REG413\_crswk5yrs

**College: Medicine & Health Sciences**


		Year																			
		2004-2005				2005-2006				2006-2007				2007-2008				2008-2009			
		Term			Total	Term			Total	Term			Total	Term			Total	Term			Total
		Smr	Fall	Sprg		Smr	Fall	Sprg		Smr	Fall	Sprg		Smr	Fall	Sprg		Smr	Fall	Sprg	
		SCH	SCH	SCH	SCH	SCH	SCH	SCH	SCH	SCH	SCH	SCH	SCH	SCH	SCH	SCH	SCH	SCH	SCH	SCH	SCH
Dept	Crs Lvl																				
PPT	Upper Division	86	566	1046	1698	114	542	1113	1769	160	631	1206	1997	115	682	1118	1915	200	653	1109	1962
	Graduate	54	75	99	228	46	87	92	225	47	66	66	179	45	72	74	191	40	71	87	198
	Total	140	641	1145	1926	160	629	1205	1994	207	697	1272	2176	160	754	1192	2106	240	724	1196	2160
RAD	Crs Lvl																				
	Medicine-Prof	24	95	44	163		92	100	192		92	108	200		112	100	212		121	104	225
	Total	24	95	44	163		92	100	192		92	108	200		112	100	212		121	104	225
SURG	Crs Lvl																				
	Medicine-Prof	196	224	372	792		465	388	853		500	452	952		580	444	1024		477	443	920
	Total	196	224	372	792		465	388	853		500	452	952		580	444	1024		477	443	920
Total	Crs Lvl																				
	Lower Division	18	2310	1924	4252	13	2101	1835	3949	19	2326	2199	4544	16	2166	1847	4029	17	2257	1888	4162
	Upper Division	918	3223	4459	8600	1070	3744	5314	10128	1602	4506	5779	11887	1557	4596	5721	11874	1612	4327	5733	11672
	Graduate	1729	3585	3393	8707	1832	3445	3514	8791	1775	3686	3709	9170	2077	3637	3088	8802	1990	3588	3645	9223
	Medicine-Prof	728	4463	4978	10169		5152	5272	10424		5385	5260	10645		5440	5253	10693		5376	5198	10574
Total	3393	13581	14754	31728	2915	14442	15935	33292	3396	15903	16947	36246	3650	15839	15909	35398	3619	15548	16464	35631	

\* Totals slightly differ from 3rd week (Fall 2005 SCH are 3 more, Spring 2006 SCH are 41 more, Smr 2006 are 10 more, Fall 2006 are 67 more, Spring 2007 are 12 less Smr 2007 are 6 more more, Fall 2007 are 9 less, Spring 2008 are 15 less Smr 2008 are 40 more Fall 2008 are 12 more, Spring 2009 are 9 less)

University of North Dakota  
Student Credit Hours (SCH) by Department & Course Level  
Summer, Fall, Spring

prepared by: Institutional Research  
report id: IR\_ARJ\_REG413\_crswk5yrs

**College: JDO School of Aerospace Sciences**

		Year																									
		2004-2005				2005-2006				2006-2007				2007-2008				2008-2009									
		Term			Total	Term			Total	Term			Total	Term			Total	Term			Total						
		Smr	Fall	Sprg		Smr	Fall	Sprg		Smr	Fall	Sprg		Smr	Fall	Sprg		Smr	Fall	Sprg							
		SCH	SCH	SCH	SCH	SCH	SCH	SCH	SCH	SCH	SCH	SCH	SCH	SCH	SCH	SCH	SCH	SCH	SCH	SCH	SCH						
Dept	Crs Lvl																										
ATSC	Lower Division	80	2482	1648	4210	68	2144	1470	3682					2093	1139	3232					1927	1290	3217	64	1929	1365	3358
	Upper Division	13	306	335	654	20	345	241	606	20	250	221	491	25	162	185	372	21	185	212	418						
	Graduate	15	133	94	242	30	70	67	167	20	158	95	273	10	99	106	215	22	121	78	221						
	Total	108	2921	2077	5106	118	2559	1778	4455	40	2501	1455	3996	35	2188	1581	3804	107	2235	1655	3997						
AVIT	Crs Lvl																										
	Lower Division	829	3553	2577	6959	770	3996	3225	7991	838	3871	2823	7532	675	3370	2857	6902	828	3473	2636	6937						
	Upper Division	2661	6814	6560	16035	2316	5961	5589	13866	2354	5465	5469	13288	2052	4996	5256	12304	1814	4549	4753	11116						
	Graduate	76	144	173	393	55	131	193	379	47	143	122	312	49	72	106	227	51	116	68	235						
	Total	3566	10511	9310	23387	3141	10088	9007	22236	3239	9479	8414	21132	2776	8438	8219	19433	2693	8138	7457	18288						
CSCI	Crs Lvl																										
	Lower Division	166	2468	2395	5029	93	2240	1842	4175	21	1928	1783	3732	76	1571	1320	2967	50	1326	1242	2618						
	Upper Division	15	466	429	910	11	335	372	718	24	263	359	646	9	302	282	593	6	378	225	609						
	Graduate	39	273	190	502	34	195	216	445	25	119	104	248	27	102	106	235	29	101	105	235						
	Total	220	3207	3014	6441	138	2770	2430	5338	70	2310	2246	4626	112	1975	1708	3795	85	1805	1572	3462						


(Continued)

\* Totals slightly differ from 3rd week (Fall 2005 SCH are 3 more, Spring 2006 SCH are 41 more, Smr 2006 are 10 more, Fall 2006 are 67 more, Spring 2007 are 12 less Smr 2007 are 6 more more, Fall 2007 are 9 less, Spring 2008 are 15 less Smr 2008 are 40 more Fall 2008 are 12 more, Spring 2009 are 9 less)

University of North Dakota  
Student Credit Hours (SCH) by Department & Course Level  
Summer, Fall, Spring

prepared by: Institutional Research  
report id: IR\_ARJ\_REG413\_crswk5yrs

**College: JDO School of Aerospace Sciences**


		Year																			
		2004-2005				2005-2006				2006-2007				2007-2008				2008-2009			
		Term			Total	Term			Total	Term			Total	Term			Total	Term			Total
		Smr	Fall	Sprg		Smr	Fall	Sprg		Smr	Fall	Sprg		Smr	Fall	Sprg		Smr	Fall	Sprg	
		SCH	SCH	SCH	SCH	SCH	SCH	SCH	SCH	SCH	SCH	SCH	SCH	SCH	SCH	SCH	SCH	SCH	SCH	SCH	SCH
Dept	Crs Lvl																				
ESSP	Graduate		50	71	121	15	71	60	146	18	98	77	193	23	128	116	267	47	75	97	219
	Total		50	71	121	15	71	60	146	18	98	77	193	23	128	116	267	47	75	97	219
	Crs Lvl																				
SPST	Lower Division		381	258	639		330	357	687		261	207	468		147	165	312		195	141	336
	Upper Division	29	99	223	351	44	189	186	419	1	131	45	177	15	36	86	137		108	264	372
	Graduate	257	479	393	1129	156	384	350	890	162	344	331	837	133	315	303	751	103	215	204	522
	Total	286	959	874	2119	200	903	893	1996	163	736	583	1482	148	498	554	1200	103	518	609	1230
	Crs Lvl																				
Total	Lower Division	1075	8884	6878	16837	931	8710	6894	16535	859	8153	5952	14964	751	7015	5632	13398	942	6923	5384	13249
	Upper Division	2718	7685	7547	17950	2391	6830	6388	15609	2399	6109	6094	14602	2101	5496	5809	13406	1841	5220	5454	12515
	Graduate	387	1079	921	2387	290	851	886	2027	272	862	729	1863	242	716	737	1695	252	628	552	1432
	Total	4180	17648	15346	37174	3612	16391	14168	34171	3530	15124	12775	31429	3094	13227	12178	28499	3035	12771	11390	27196

\* Totals slightly differ from 3rd week (Fall 2005 SCH are 3 more, Spring 2006 SCH are 41 more, Smr 2006 are 10 more, Fall 2006 are 67 more, Spring 2007 are 12 less Smr 2007 are 6 more more, Fall 2007 are 9 less, Spring 2008 are 15 less Smr 2008 are 40 more Fall 2008 are 12 more, Spring 2009 are 9 less)

University of North Dakota  
Student Credit Hours (SCH) by Department & Course Level  
Summer, Fall, Spring

prepared by: Institutional Research  
report id: IR\_ARJ\_REG413\_crswk5yrs

**College: Education & Human Development**

		Year																				
		2004-2005				2005-2006				2006-2007				2007-2008				2008-2009				
		Term			Total	Term			Total	Term			Total	Term			Total	Term			Total	
		Smr	Fall	Sprg		Smr	Fall	Sprg		Smr	Fall	Sprg		Smr	Fall	Sprg		Smr	Fall	Sprg		
		SCH	SCH	SCH	SCH	SCH	SCH	SCH	SCH	SCH	SCH	SCH	SCH	SCH	SCH	SCH	SCH	SCH	SCH	SCH	SCH	
Dept	Crs Lvl																					
COUN	Lower Division		87	63	150		60	36	96		24	21	45		27	20	47		44	35	79	
	Graduate	531	709	622	1862	431	716	736	1883	464	700	571	1735	405	449	463	1317	288	428	457	1173	
	Total	531	796	685	2012	431	776	772	1979	464	724	592	1780	405	476	483	1364	288	472	492	1252	
EDL	Crs Lvl																					
	Graduate	720	704	769	2193	624	745	696	2065	663	644	670	1977	716	600	673	1989	585	640	664	1889	
	Total	720	704	769	2193	624	745	696	2065	663	644	670	1977	716	600	673	1989	585	640	664	1889	
EFR	Crs Lvl																					
	Graduate	808	546	565	1919	636	625	703	1964	727	407	529	1663	537	553	696	1786	654	495	544	1693	
	Total	808	546	565	1919	636	625	703	1964	727	407	529	1663	537	553	696	1786	654	495	544	1693	
EHD	Crs Lvl																					
	Lower Division		464	214	678		1101	57	1158		78	50	128		29	17	46		4	48	9	61
	Total		464	214	678		1101	57	1158		78	50	128		29	17	46		4	48	9	61
IDT	Crs Lvl																					
	Graduate	22	34	69	125	27	96	72	195	84	116	117	317	83	136	120	339	106	224	184	514	
	Total	22	34	69	125	27	96	72	195	84	116	117	317	83	136	120	339	106	224	184	514	


(Continued)

\* Totals slightly differ from 3rd week (Fall 2005 SCH are 3 more, Spring 2006 SCH are 41 more, Smr 2006 are 10 more, Fall 2006 are 67 more, Spring 2007 are 12 less Smr 2007 are 6 more more, Fall 2007 are 9 less, Spring 2008 are 15 less Smr 2008 are 40 more Fall 2008 are 12 more, Spring 2009 are 9 less)

University of North Dakota  
Student Credit Hours (SCH) by Department & Course Level  
Summer, Fall, Spring

prepared by: Institutional Research  
report id: IR\_ARJ\_REG413\_crswk5yrs

**College: Education & Human Development**

		Year																			
		2004-2005				2005-2006				2006-2007				2007-2008				2008-2009			
		Term			Total	Term			Total	Term			Total	Term			Total	Term			Total
		Smr	Fall	Sprg		Smr	Fall	Sprg		Smr	Fall	Sprg		Smr	Fall	Sprg		Smr	Fall	Sprg	
		SCH	SCH	SCH	SCH	SCH	SCH	SCH	SCH	SCH	SCH	SCH	SCH	SCH	SCH	SCH	SCH	SCH	SCH	SCH	SCH
Dept	Crs Lvl																				
PEXS	Lower Division	94	1064	1342	2500	97	1076	1310	2483	104	1043	1551	2698	134			134				
	Upper Division	207	1467	1527	3201	175	1843	1449	3467	211	1858	1416	3485	294			294				
	Graduate	72	198	229	499	76	236	255	567	63	207	182	452	23			23				
	Total	373	2729	3098	6200	348	3155	3014	6517	378	3108	3149	6635	451			451				
	Crs Lvl																				
PXW	Lower Division													1262	1554	2816	93	1243	1563	2899	
	Upper Division													1694	1441	3135	289	1717	1336	3342	
	Graduate													132	131	263	15	109	118	242	
	Total													3088	3126	6214	397	3069	3017	6483	
	Crs Lvl																				
RHS	Lower Division		63	84	147		90	96	186		81	84	165	9	54	81	144		117	120	237
	Upper Division	31	185	179	395	28	160	168	356	25	197	200	422	24	116	87	227	48	106	83	237
	Total	31	248	263	542	28	250	264	542	25	278	284	587	33	170	168	371	48	223	203	474
	Crs Lvl																				


(Continued)

\* Totals slightly differ from 3rd week (Fall 2005 SCH are 3 more, Spring 2006 SCH are 41 more, Smr 2006 are 10 more, Fall 2006 are 67 more, Spring 2007 are 12 less Smr 2007 are 6 more more, Fall 2007 are 9 less, Spring 2008 are 15 less Smr 2008 are 40 more Fall 2008 are 12 more, Spring 2009 are 9 less)

University of North Dakota  
Student Credit Hours (SCH) by Department & Course Level  
Summer, Fall, Spring

prepared by: Institutional Research  
report id: IR\_ARJ\_REG413\_crswk5yrs

**College: Education & Human Development**

		Year																									
		2004-2005				2005-2006				2006-2007				2007-2008				2008-2009									
		Term			Total	Term			Total	Term			Total	Term			Total	Term			Total						
		Smr	Fall	Sprg		Smr	Fall	Sprg		Smr	Fall	Sprg		Smr	Fall	Sprg		Smr	Fall	Sprg							
		SCH	SCH	SCH	SCH	SCH	SCH	SCH	SCH	SCH	SCH	SCH	SCH	SCH	SCH	SCH	SCH	SCH	SCH	SCH	SCH						
Dept	Crs Lvl																										
RLS	Lower Division	28	283	117	428	15	259	96	370					255	125	380					166	132	298			7	7
	Upper Division	124	228	319	671	66	285	457	808	216	254	299	769	111	246	337	694	160							160		
	Total	152	511	436	1099	81	544	553	1178	216	509	424	1149	111	412	469	992	160	7						167		
	Crs Lvl																										
RTS	Lower Division																							177	112	289	
	Upper Division																							318	461	779	
	Total																							495	573	1068	
	Crs Lvl																										
SWK	Lower Division		589	446	1035	58	420	462	940	24	451	372	847		374	230	604							481	358	839	
	Upper Division	335	539	783	1657	311	811	940	2062	349	789	1055	2193	248	519	1022	1789	423	727	1060	2210						
	Graduate	192	569	419	1180	167	776	555	1498	238	634	383	1255	369	603	469	1441	385	610	644	1639						
	Total	527	1697	1648	3872	536	2007	1957	4500	611	1874	1810	4295	617	1496	1721	3834	808	1818	2062	4688						
	Crs Lvl																										


(Continued)

\* Totals slightly differ from 3rd week (Fall 2005 SCH are 3 more, Spring 2006 SCH are 41 more, Smr 2006 are 10 more, Fall 2006 are 67 more, Spring 2007 are 12 less Smr 2007 are 6 more more, Fall 2007 are 9 less, Spring 2008 are 15 less Smr 2008 are 40 more Fall 2008 are 12 more, Spring 2009 are 9 less)

University of North Dakota  
Student Credit Hours (SCH) by Department & Course Level  
Summer, Fall, Spring

prepared by: Institutional Research  
report id: IR\_ARJ\_REG413\_crswk5yrs

**College: Education & Human Development**


		Year																			
		2004-2005				2005-2006				2006-2007				2007-2008				2008-2009			
		Term			Total	Term			Total	Term			Total	Term			Total	Term			Total
		Smr	Fall	Sprg		Smr	Fall	Sprg		Smr	Fall	Sprg		Smr	Fall	Sprg		Smr	Fall	Sprg	
		SCH	SCH	SCH	SCH	SCH	SCH	SCH	SCH	SCH	SCH	SCH	SCH	SCH	SCH	SCH	SCH	SCH	SCH	SCH	SCH
Dept	Crs Lvl																				
T&L	Lower Division		441	592	1033	1	456	559	1016		479	512	991	6	477	311	794	48	819	647	1514
	Upper Division	860	5398	5097	11355	800	5077	4962	10839	936	5021	4962	10919	766	4659	4794	10219	632	4203	4116	8951
	Graduate	1392	1308	1210	3910	1469	1103	1295	3867	1273	1152	1169	3594	1258	1139	1299	3696	1313	1413	1554	4280
	<b>Total</b>	<b>2252</b>	<b>7147</b>	<b>6899</b>	<b>16298</b>	<b>2270</b>	<b>6636</b>	<b>6816</b>	<b>15722</b>	<b>2209</b>	<b>6652</b>	<b>6643</b>	<b>15504</b>	<b>2030</b>	<b>6275</b>	<b>6404</b>	<b>14709</b>	<b>1993</b>	<b>6435</b>	<b>6317</b>	<b>14745</b>
Total	Crs Lvl																				
	Lower Division	122	2991	2858	5971	171	3462	2616	6249	128	2411	2715	5254	149	2389	2345	4883	145	2936	2844	5925
	Upper Division	1557	7817	7905	17279	1380	8176	7976	17532	1737	8119	7932	17788	1443	7234	7681	16358	1552	7071	7056	15679
Graduate	3737	4068	3883	11688	3430	4297	4312	12039	3512	3860	3621	10993	3391	3612	3851	10854	3346	3919	4165	11430	
<b>Total</b>		<b>5416</b>	<b>14876</b>	<b>14646</b>	<b>34938</b>	<b>4981</b>	<b>15935</b>	<b>14904</b>	<b>35820</b>	<b>5377</b>	<b>14390</b>	<b>14268</b>	<b>34035</b>	<b>4983</b>	<b>13235</b>	<b>13877</b>	<b>32095</b>	<b>5043</b>	<b>13926</b>	<b>14065</b>	<b>33034</b>

\* Totals slightly differ from 3rd week (Fall 2005 SCH are 3 more, Spring 2006 SCH are 41 more, Smr 2006 are 10 more, Fall 2006 are 67 more, Spring 2007 are 12 less Smr 2007 are 6 more more, Fall 2007 are 9 less, Spring 2008 are 15 less Smr 2008 are 40 more Fall 2008 are 12 more, Spring 2009 are 9 less)

University of North Dakota  
Student Credit Hours (SCH) by Department & Course Level  
Summer, Fall, Spring

prepared by: Institutional Research  
report id: IR\_ARJ\_REG413\_crswk5yrs

**College: Other**

		Year																			
		2004-2005				2005-2006				2006-2007				2007-2008				2008-2009			
		Term			Total	Term			Total	Term			Total	Term			Total	Term			Total
		Smr	Fall	Sprg		Smr	Fall	Sprg		Smr	Fall	Sprg		Smr	Fall	Sprg		Smr	Fall	Sprg	
		SCH	SCH	SCH	SCH	SCH	SCH	SCH	SCH	SCH	SCH	SCH	SCH	SCH	SCH	SCH	SCH	SCH	SCH	SCH	SCH
Dept	Crs Lvl																				
A S	Lower Division		186	138	324		144	117	261		161	130	291		167	140	307		178	145	323
	Upper Division		164	148	312		169	164	333		126	127	253		111	95	206		108	110	218
	Total		350	286	636		313	281	594		287	257	544		278	235	513		286	255	541
HON	Crs Lvl																				
	Lower Division	61	382	232	675	24	455	197	676		492	208	700		425	269	694		432	184	616
	Upper Division	15	424	478	917	15	350	297	662	15	317	323	655		278	355	633	26	273	441	740
	Total	76	806	710	1592	39	805	494	1338	15	809	531	1355		703	624	1327	26	705	625	1356
MSCI	Crs Lvl																				
	Lower Division	25	268	248	541	21	212	230	463	4	262	234	500		294	260	554	12	351	304	667
	Upper Division		167	182	349		199	218	417		220	233	453		320	276	596		290	283	573
	Total	25	435	430	890	21	411	448	880	4	482	467	953		614	536	1150	12	641	587	1240
UNIV	Crs Lvl																				
	Lower Division						380	380		1798	800	2598	76	1762	722	2560	143	1628	638	2409	
	Graduate														3	3		18		18	
	Total						380	380		1798	800	2598	76	1762	725	2563	143	1646	638	2427	


(Continued)

\* Totals slightly differ from 3rd week (Fall 2005 SCH are 3 more, Spring 2006 SCH are 41 more, Smr 2006 are 10 more, Fall 2006 are 67 more, Spring 2007 are 12 less Smr 2007 are 6 more more, Fall 2007 are 9 less, Spring 2008 are 15 less Smr 2008 are 40 more Fall 2008 are 12 more, Spring 2009 are 9 less)

University of North Dakota  
 Student Credit Hours (SCH) by Department & Course Level  
 Summer, Fall, Spring

prepared by: Institutional Research  
 report id: IR\_ARJ\_REG413\_crswk5yrs


**College: Other**

		Year																			
		2004-2005				2005-2006				2006-2007				2007-2008				2008-2009			
		Term			Total	Term			Total	Term			Total	Term			Total	Term			Total
		Smr	Fall	Sprg		Smr	Fall	Sprg		Smr	Fall	Sprg		Smr	Fall	Sprg		Smr	Fall	Sprg	
		SCH	SCH	SCH	SCH	SCH	SCH	SCH	SCH	SCH	SCH	SCH	SCH	SCH	SCH	SCH	SCH	SCH	SCH	SCH	SCH
Dept	Crs Lvl																				
Total	Lower Division	86	836	618	1540	45	811	924	1780	4	2713	1372	4089	76	2648	1391	4115	155	2589	1271	4015
	Upper Division	15	755	808	1578	15	718	679	1412	15	663	683	1361		709	726	1435	26	671	834	1531
	Graduate															3	3		18		18
Total		101	1591	1426	3118	60	1529	1603	3192	19	3376	2055	5450	76	3357	2120	5553	181	3278	2105	5564

\* Totals slightly differ from 3rd week (Fall 2005 SCH are 3 more, Spring 2006 SCH are 41 more, Smr 2006 are 10 more, Fall 2006 are 67 more, Spring 2007 are 12 less Smr 2007 are 6 more more, Fall 2007 are 9 less, Spring 2008 are 15 less Smr 2008 are 40 more Fall 2008 are 12 more, Spring 2009 are 9 less)

University of North Dakota  
Student Credit Hours (SCH) by Department & Course Level  
Summer, Fall, Spring

prepared by: Institutional Research  
report id: IR\_ARJ\_REG413\_crswk5yrs


		Year														
		2004-2005			2005-2006			2006-2007			2007-2008			2008-2009		
		Term			Term			Term			Term			Term		
		Smr	Fall	Sprg	Smr	Fall	Sprg	Smr	Fall	Sprg	Smr	Fall	Sprg	Smr	Fall	Sprg
		SCH	SCH	SCH	SCH	SCH	SCH	SCH	SCH	SCH	SCH	SCH	SCH	SCH	SCH	SCH
College	Crs Lvl															
Arts & Sciences	Lower Division	4974	66587	56610	5146	62233	52740	4673	58945	50316	5324	56804	47590	4319	57324	47997
	Upper Division	2727	16984	17238	2794	16222	17467	2547	16706	16179	2663	16194	15408	2190	15028	15683
	Graduate	1104	2499	2663	1322	2680	2661	1365	2672	2769	1537	2636	2591	1495	2669	2946
Engineering & Mines	Lower Division	202	2919	3133	150	3197	2857	190	3242	2659	214	3075	2831	223	3270	3295
	Upper Division	244	3536	3478	220	3511	2903	206	3643	3371	279	4163	3917	300	4595	4402
	Graduate	223	798	756	175	536	878	171	586	627	176	573	552	178	580	559
Law	Law	72	3121	2984	72	3438	3383	188	3613	3403	354	3566	3585	454	3574	3302
Nursing	Lower Division	102	1326	1300	144	1186	1243	223	1282	1061	177	1025	1209	204	1241	1366
	Upper Division	176	2846	2981	262	3082	3203	336	3172	3915	363	3561	3696	728	3684	3759
	Graduate	329	930	837	427	877	869	401	868	877	411	894	891	441	1088	1154
Business & Public Admin	Lower Division	1160	12076	10386	1086	11458	10422	828	10940	9853	1243	10314	9011	1225	10622	9025
	Upper Division	1955	12137	13730	2262	13314	14491	2356	13685	14051	2067	13353	14294	2146	13314	13899
	Graduate	209	1037	959	170	854	920	146	758	680	151	774	863	137	838	890
Graduate School	Graduate											96	9	120	1377	1650

(Continued)

\* Totals slightly differ from 3rd week (Fall 2005 SCH are 3 more, Spring 2006 SCH are 41 more, Smr 2006 are 10 more, Fall 2006 are 67 more, Spring 2007 are 12 less Smr 2007 are 6 more more, Fall 2007 are 9 less, Spring 2008 are 15 less Smr 2008 are 40 more Fall 2008 are 12 more, Spring 2009 are 9 less)

University of North Dakota  
Student Credit Hours (SCH) by Department & Course Level  
Summer, Fall, Spring

prepared by: Institutional Research  
report id: IR\_ARJ\_REG413\_crswk5yrs


		Year														
		2004-2005			2005-2006			2006-2007			2007-2008			2008-2009		
		Term			Term			Term			Term			Term		
		Smr	Fall	Sprg	Smr	Fall	Sprg	Smr	Fall	Sprg	Smr	Fall	Sprg	Smr	Fall	Sprg
		SCH	SCH	SCH	SCH	SCH	SCH	SCH	SCH	SCH	SCH	SCH	SCH	SCH	SCH	SCH
College	Crs Lvl															
Medicine & Health Sciences	Lower Division	18	2310	1924	13	2101	1835	19	2326	2199	16	2166	1847	17	2257	1888
	Upper Division	918	3223	4459	1070	3744	5314	1602	4506	5779	1557	4596	5721	1612	4327	5733
	Graduate	1729	3585	3393	1832	3445	3514	1775	3686	3709	2077	3637	3088	1990	3588	3645
	Medicine-Prof	728	4463	4978		5152	5272		5385	5260		5440	5253		5376	5198
JDO School of Aerospace Sciences	Lower Division	1075	8884	6878	931	8710	6894	859	8153	5952	751	7015	5632	942	6923	5384
	Upper Division	2718	7685	7547	2391	6830	6388	2399	6109	6094	2101	5496	5809	1841	5220	5454
	Graduate	387	1079	921	290	851	886	272	862	729	242	716	737	252	628	552
Education & Human Development	Lower Division	122	2991	2858	171	3462	2616	128	2411	2715	149	2389	2345	145	2936	2844
	Upper Division	1557	7817	7905	1380	8176	7976	1737	8119	7932	1443	7234	7681	1552	7071	7056
	Graduate	3737	4068	3883	3430	4297	4312	3512	3860	3621	3391	3612	3851	3346	3919	4165
Other	Lower Division	86	836	618	45	811	924	4	2713	1372	76	2648	1391	155	2589	1271
	Upper Division	15	755	808	15	718	679	15	663	683		709	726	26	671	834
	Graduate												3		18	
Total	Crs Lvl															
	Lower Division	7739	97929	83707	7686	93158	79531	6924	90012	76127	7950	85436	71856	7230	87162	73070
	Upper Division	10310	54983	58146	10394	55597	58421	11198	56603	58004	10473	55306	57252	10395	53910	56820
	Graduate	7718	13996	13412	7646	13540	14040	7642	13292	13012	7985	12938	12585	7959	14705	15561
	Law	72	3121	2984	72	3438	3383	188	3613	3403	354	3566	3585	454	3574	3302

(Continued)

\* Totals slightly differ from 3rd week (Fall 2005 SCH are 3 more, Spring 2006 SCH are 41 more, Smr 2006 are 10 more, Fall 2006 are 67 more, Spring 2007 are 12 less Smr 2007 are 6 more more, Fall 2007 are 9 less, Spring 2008 are 15 less Smr 2008 are 40 more Fall 2008 are 12 more, Spring 2009 are 9 less)

University of North Dakota  
 Student Credit Hours (SCH) by Department & Course Level  
 Summer, Fall, Spring


prepared by: Institutional Research  
 report id: IR\_ARJ\_REG413\_crswk5yrs

		Year														
		2004-2005			2005-2006			2006-2007			2007-2008			2008-2009		
		Term			Term			Term			Term			Term		
		Smr	Fall	Sprg	Smr	Fall	Sprg	Smr	Fall	Sprg	Smr	Fall	Sprg	Smr	Fall	Sprg
		SCH	SCH	SCH	SCH	SCH	SCH	SCH	SCH	SCH	SCH	SCH	SCH	SCH	SCH	SCH
College	Crs Lvl															
Total	Medicine-Prof	728	4463	4978		5152	5272		5385	5260		5440	5253		5376	5198
Total		26567	174492	163227	25798	170885	160647	25952	168905	155806	26762	162686	150531	26038	164727	153951

\* Totals slightly differ from 3rd week (Fall 2005 SCH are 3 more, Spring 2006 SCH are 41 more, Smr 2006 are 10 more, Fall 2006 are 67 more, Spring 2007 are 12 less Smr 2007 are 6 more more, Fall 2007 are 9 less, Spring 2008 are 15 less Smr 2008 are 40 more Fall 2008 are 12 more, Spring 2009 are 9 less)

University of North Dakota  
 Student Credit Hours (SCH) by Department & Course Level  
 Summer, Fall, Spring

prepared by: Institutional Research  
 report id: IR\_ARJ\_REG413\_crswk5yrs


		Year				
		2004-2005	2005-2006	2006-2007	2007-2008	2008-2009
		SCH	SCH	SCH	SCH	SCH
<b>College</b>	<b>Crs Lvl</b>					
<b>Arts &amp; Sciences</b>	<b>Lower Division</b>	128,171	120,119	113,934	109,718	109,640
	<b>Upper Division</b>	36,949	36,483	35,432	34,265	32,901
	<b>Graduate</b>	6,266	6,663	6,806	6,764	7,110
	<b>Total</b>	171,386	163,265	156,172	150,747	149,651
<b>Engineering &amp; Mines</b>	<b>Crs Lvl</b>					
	<b>Lower Division</b>	6,254	6,204	6,091	6,120	6,788
	<b>Upper Division</b>	7,258	6,634	7,220	8,359	9,297
	<b>Graduate</b>	1,777	1,589	1,384	1,301	1,317
	<b>Total</b>	15,289	14,427	14,695	15,780	17,402
<b>Law</b>	<b>Crs Lvl</b>					
	<b>Law</b>	6,177	6,893	7,204	7,505	7,330
	<b>Total</b>	6,177	6,893	7,204	7,505	7,330
<b>Nursing</b>	<b>Crs Lvl</b>					
	<b>Lower Division</b>	2,728	2,573	2,566	2,411	2,811
	<b>Upper Division</b>	6,003	6,547	7,423	7,620	8,171
	<b>Graduate</b>	2,096	2,173	2,146	2,196	2,683
	<b>Total</b>	10,827	11,293	12,135	12,227	13,665

(Continued)

\* Totals slightly differ from 3rd week (Fall 2005 SCH are 3 more, Spring 2006 SCH are 41 more, Smr 2006 are 10 more, Fall 2006 are 67 more, Spring 2007 are 12 less Smr 2007 are 6 more more, Fall 2007 are 9 less, Spring 2008 are 15 less Smr 2008 are 40 more Fall 2008 are 12 more, Spring 2009 are 9 less)

University of North Dakota  
Student Credit Hours (SCH) by Department & Course Level  
Summer, Fall, Spring

prepared by: Institutional Research  
report id: IR\_ARJ\_REG413\_crswk5yrs


		Year				
		2004-2005	2005-2006	2006-2007	2007-2008	2008-2009
		SCH	SCH	SCH	SCH	SCH
<b>College</b>	<b>Crs Lvl</b>					
<b>Business &amp; Public Admin</b>	<b>Lower Division</b>	23,622	22,966	21,621	20,568	20,872
	<b>Upper Division</b>	27,822	30,067	30,092	29,714	29,359
	<b>Graduate</b>	2,205	1,944	1,584	1,788	1,865
	<b>Total</b>	53,649	54,977	53,297	52,070	52,096
	<b>Graduate School</b>	<b>Crs Lvl</b>				
	<b>Graduate</b>				105	3,147
	<b>Total</b>				105	3,147
<b>Medicine &amp; Health Sciences</b>	<b>Crs Lvl</b>					
	<b>Lower Division</b>	4,252	3,949	4,544	4,029	4,162
	<b>Upper Division</b>	8,600	10,128	11,887	11,874	11,672
	<b>Graduate</b>	8,707	8,791	9,170	8,802	9,223
	<b>Medicine-Prof</b>	10,169	10,424	10,645	10,693	10,574
	<b>Total</b>	31,728	33,292	36,246	35,398	35,631
<b>JDO School of Aerospace Sciences</b>	<b>Crs Lvl</b>					
	<b>Lower Division</b>	16,837	16,535	14,964	13,398	13,249
	<b>Upper Division</b>	17,950	15,609	14,602	13,406	12,515
	<b>Graduate</b>	2,387	2,027	1,863	1,695	1,432
	<b>Total</b>	37,174	34,171	31,429	28,499	27,196

(Continued)

\* Totals slightly differ from 3rd week (Fall 2005 SCH are 3 more, Spring 2006 SCH are 41 more, Smr 2006 are 10 more, Fall 2006 are 67 more, Spring 2007 are 12 less Smr 2007 are 6 more more, Fall 2007 are 9 less, Spring 2008 are 15 less Smr 2008 are 40 more Fall 2008 are 12 more, Spring 2009 are 9 less)

University of North Dakota  
 Student Credit Hours (SCH) by Department & Course Level  
 Summer, Fall, Spring

prepared by: Institutional Research  
 report id: IR\_ARJ\_REG413\_crswk5yrs

		Year				
		2004-2005	2005-2006	2006-2007	2007-2008	2008-2009
		SCH	SCH	SCH	SCH	SCH
College of Education & Human Development	Crs Lvl					
	Lower Division	5,971	6,249	5,254	4,883	5,925
	Upper Division	17,279	17,532	17,788	16,358	15,679
	Graduate	11,688	12,039	10,993	10,854	11,430
	<b>Total</b>	<b>34,938</b>	<b>35,820</b>	<b>34,035</b>	<b>32,095</b>	<b>33,034</b>
Other	Crs Lvl					
	Lower Division	1,540	1,780	4,089	4,115	4,015
	Upper Division	1,578	1,412	1,361	1,435	1,531
	Graduate				3	18
	<b>Total</b>	<b>3,118</b>	<b>3,192</b>	<b>5,450</b>	<b>5,553</b>	<b>5,564</b>
Total	Crs Lvl					
	Lower Division	189,375	180,375	173,063	165,242	167,462
	Upper Division	123,439	124,412	125,805	123,031	121,125
	Graduate	35,126	35,226	33,946	33,508	38,225
	Law	6,177	6,893	7,204	7,505	7,330
	Medicine-Prof	10,169	10,424	10,645	10,693	10,574
<b>Total</b>	<b>364,286</b>	<b>357,330</b>	<b>350,663</b>	<b>339,979</b>	<b>344,716</b>	

\* Totals slightly differ from 3rd week (Fall 2005 SCH are 3 more, Spring 2006 SCH are 41 more, Smr 2006 are 10 more, Fall 2006 are 67 more, Spring 2007 are 12 less Smr 2007 are 6 more more, Fall 2007 are 9 less, Spring 2008 are 15 less Smr 2008 are 40 more Fall 2008 are 12 more, Spring 2009 are 9 less)